

SHS Light Guide

Museum



Sammode

HOFFMEISTER

SILL



National Museum, Prague, Czech Republic ©Hoffmeister

Cover photo: Hessian State Museum, Darmstadt, Germany ©Hoffmeister; Luminaire: control.x, gin.o

Precise light for art and culture: Our strengths

Every day, the world's museums welcome visitors with a thirst for knowledge who want to be impressed or amazed by what they find. The challenge inherent in any collection or exhibition, no matter the genre, is to make it appealing, inspiring and accurate. Of course, lighting plays a crucial role in transforming every show into a visual experience; by shaping, highlighting and accentuating the impact of the exhibits on the audience. The lighting solutions Sammode, Hoffmeister and SILL grace the world's top museums and are renowned for their high quality and precision optics, which deliver the flexibility and versatility required when staging a premium exhibition.

A vast array of solutions tailored to the museum sector

With an extensive selection of spotlights and high-precision technology, Hoffmeister's solutions create well lit spaces covering every type of exhibit and display.



Unique expertise in the optics field

We harness our extensive expertise to deliver solutions that are both effective and precise. The Hoffmeister range is unique in supplying the Narrow Spot 5° system, which is specifically designed for museums. Our spotlights feature adjustable angle lenses to provide intelligent, targeted illumination.



One luminaire, a wealth of possibilities

Our lighting systems are designed to meet museographic requirements and respond to the evolving needs of exhibitions. A wide selection of high-precision, interchangeable lenses to adjust the beam angle. The option to swap lenses in situ without the need for tools, thanks to a ring system to which the attachments are fixed and can also be retrofitted.

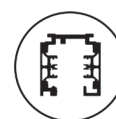


Flexible solutions for a simplified installation

Hoffmeister control.x tracks enable mixed operation by allowing a combination of:

- New and existing luminaires
- Traditional and cutting-edge technology
- Dimmable and non-dimmable luminaires

The tracks can also be used, for example, for safety lighting.



A 5-year SHS Lighting guarantee

Sammode, Hoffmeister and SILL are committed to delivering high-quality, long-lasting luminaires. All of our products enjoy a 5-year SHS Lighting guarantee.



An expert by your side

Throughout your project, we provide bespoke advice on the selection and installation of your luminaires, creating a successful lighting design to stand the test of time.



Lighting solution for sculptures


Background lighting

A system of diffusing lenses creates uniform background illumination, allowing the exhibit to stand out from the wall / surface behind it.




Diffuse lighting

Like a cloudy sky, diffuse lighting creates a peaceful, shadow-free atmosphere. Diffusing lenses illuminate the wall evenly, creating a balanced with the artwork itself.



Direct lighting

Bilateral lighting produces an interplay of light and shadow that lends three-dimensional look to the sculpture.




Modular lighting


A spotlight fitted with a Narrow Spot 5° creates highly defined contrasts. These contrasts are given balance by a bright lateral light that has an average beam angle of 10° to 15°. Customised backlighting is then deployed to distinguish the exhibit from its background.

Tunable White


Temporary or special exhibitions allow museums to display items on loan from other museums or to make current topics available to the public for a limited period of time. These exhibits usually vary in size and color, so the most flexible lighting possible is needed. Our Tunable White spotlights enable infinitely variable colour temperatures from 2,700 K to 6,500 K with excellent colour rendering (CRI > 90) and a luminous flux of 1,000 lm to 2,000 lm. In order to use the Tunable White spotlights even more flexibly, interchangeable lens systems for different beam angles are available. In addition, the Casambi light management system can be controlled smartly and intelligently via an app on a smartphone.




2.700 K



3.000 K

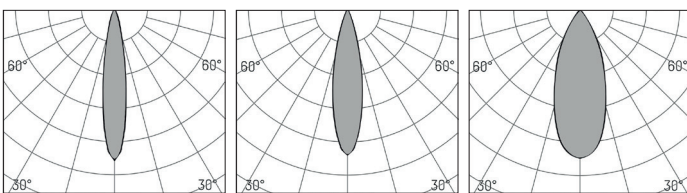


4.000 K



5.700 K

Light distribution curves

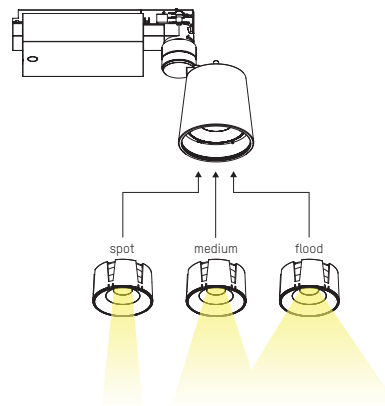


Spot 15°

Medium 25°

Flood 50°

Interchangeable lenses

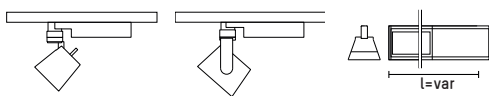


Exhibition halls



Natural History Museum, Mainz, Germany ©Michael Schönau; Luminaire: gin.o

Spotlight/Floodlight

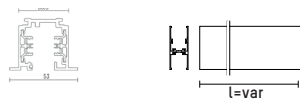


gin.o

lo.nely

in.line

Track



control.x

form.h44

Hoffmeister brings its expertise to bear in these key spaces in order to support the curator's chosen museographical approach. This approach is principally distinguished by the settings and backgrounds deployed: accent lighting for "black box" style black backgrounds, uniform, vertical "white box" style lighting, or simply direct lighting for white backgrounds (see photos on right-hand page).

The tracks provide infrastructure within the exhibition hall and facilitate the rapid modification of lighting solutions based on the conditions and staging requirements.

Hoffmeister's spotlight systems can be moved effortlessly. Each spotlight is fitted with an integrated dimmer enabling the light to be regulated in order to protect particularly sensitive exhibits.

In addition, the Tunable White spotlight offers a high degree of flexibility by adjusting the light colour and the option of interchangeable lenses for temporary and special exhibitions.



Musée Angladon, Avignon, France. MOA: Fondation Angladon. Architect: Andreas Bortolus ©Hoffmeister; Luminaire: gin.o.



Hessian State Museum, Darmstadt, Germany ©Hoffmeister; Luminaire: gin.o



Horticultural Museum, Erfurt, Germany ©Paul-Philipp Braun; Luminaire: gin.o 3

■ Display cases



Kunstmuseum Erfurt, Germany ©Albrecht von Kirchbach; Luminaire: ak.tina

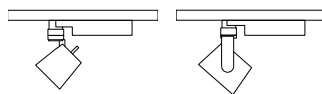
Spotlight/ Floodlight



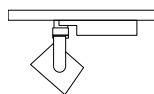
ak.tina



ak.tina
on top



gin.o

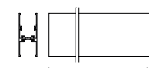


lo.nely

Track



control.x



form.h44

While display cases are essential to protect particularly sensitive exhibits, their major disadvantage is the reflective nature of the glazing. Reflections appear on the surface of the glass as a result of the lighting and the angle of vision.

To mitigate this effect, Hoffmeister offers a large variety of miniature lighting systems ak.tina which reduce this problem by lighting the display cases internally. They are fitted with interchangeable lenses and the most suitable beam angle can be chosen on the basis of the type of exhibit.

For external lighting, spotlight solutions featuring a narrow beam and fitted with an additional barn door or a combination of barn doors can also be used to abate unwanted reflected light.



Herzogliches Museum, Gotha, Germany ©Hoffmeister; Luminaire: form.h44, gin.o



Hessian State Museum, Darmstadt, Germany ©Hoffmeister; Luminaire: gin.o




Ethnographic Museum, Geneva, Switzerland. Light Planning: Neuco ©Architekturfotografie Gempeler; Luminaire: gin.o 3

EXHIBITION ZONES

Casting a bright light on exhibits with precision-controlled lighting solutions

Spotlight/Floodlight

- gin.o
- lo.nely
- in.line



FUNCTIONAL SPACES Restaurant

Durable design lighting

Spotlight/Floodlight

- gin.o
- lo.nely
- in.line

Pendant Luminaires

- Kyhn/Gude
- Brueghel
- Purcell/Pissaro

FUNCTIONAL SPACES Entrance

Luminaires support the inviting atmosphere

Ceiling light

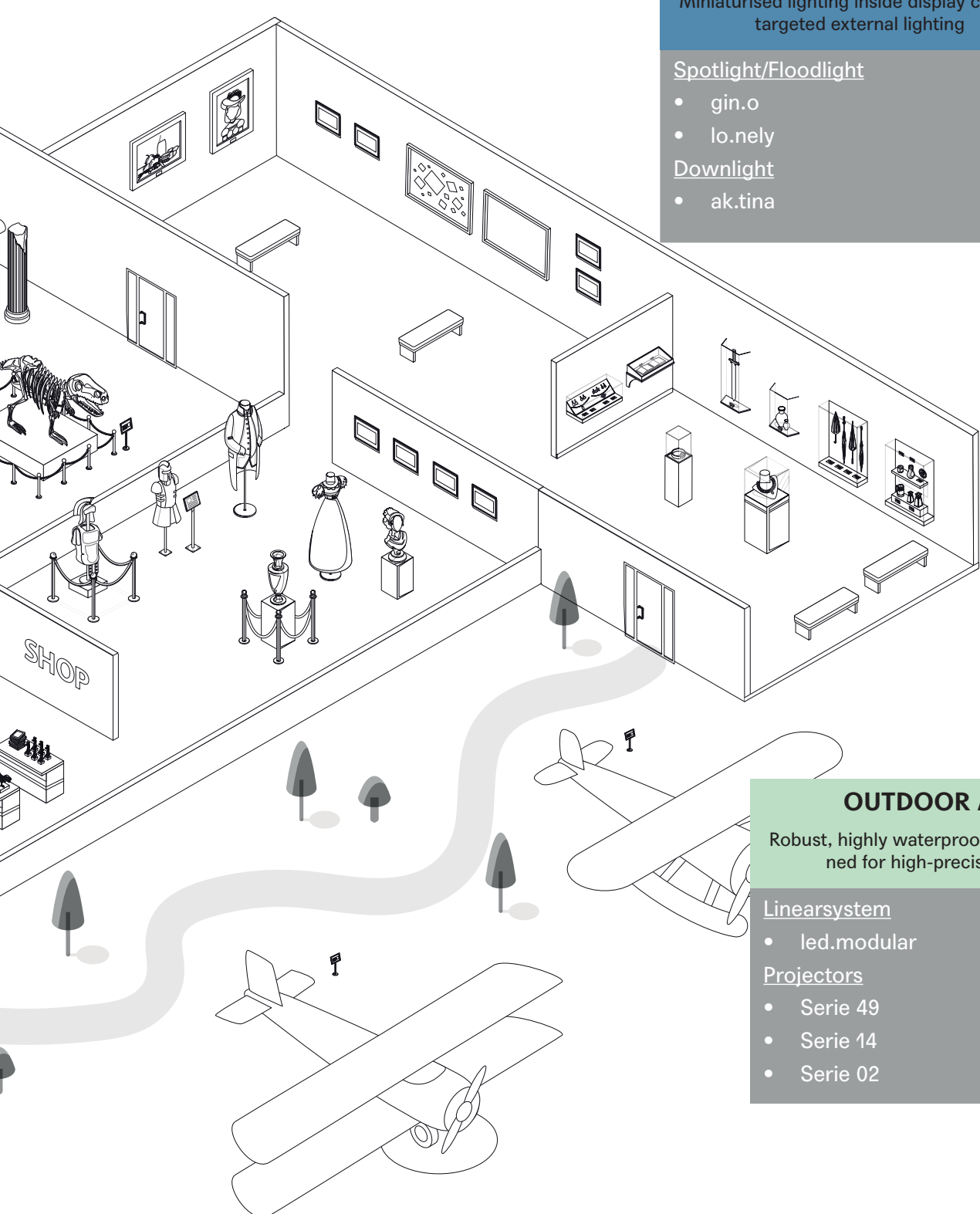
- Scorel/Benson

Wall light

- Elgar

Emergency light

- Maxwell



DISPLAY CASES

Miniaturised lighting inside display cases or targeted external lighting

Spotlight/Floodlight

- gin.o
- lo.nely

Downlight

- ak.tina

OUTDOOR AREAS

Robust, highly waterproof luminaires designed for high-precision lighting

Linearsystem

- led.modular

Projectors

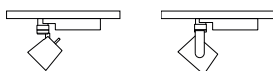
- Serie 49
- Serie 14
- Serie 02

Visitor areas



FH Bielefeld, Campus Minden Bibliothek, Minden, Germany ©Sammode; Luminaire: Purcell


Spotlight/Floodlight



gin.o

lo.nely

Pendant Luminaires



Brueghel

Pissaro

Purcell

Ceiling Light



Benson



Scorel



Gude/Kyhn

Wall light



Elgar

Emergency light



Maxwell

Visitor areas should complement the exhibitions: the entrance area, payment desks, cafe, gift shop and library, as well as conference facilities, genuinely enhance the effective operation and appeal of a museum. Whether you choose our spotlights, floodlights from Hoffmeister or design luminaires from Sammode. Both systems meet the functional requirements of these different areas and guide the visitor to the very heart of the collections or exhibitions:

- By enhancing the functional primary lighting with targeted accent lighting from the entrance area onwards, where the initial exhibits are often located
- By installing specific lighting solutions in seminar and conference rooms to meet the need for versatile, dimmable systems that can be adapted to different uses
- By showcasing the books and souvenir items in the gift shop
- By using individually designed luminaires to provide lighting within restaurants and cafes, thereby enhancing their hospitality and appeal



Red Star Museum, Antwerp, Belgium ©Jim Van Loo; Luminaire: gin.o 2



Karl&Erick Restaurant, Paris, France. Architects: LeMoal&LeMoal Architecte ©Elo-die Dupuis; Luminaire: Kyhn



Museum Burg Zug, Zug, Switzerland. Light Planning: Neuco ©Architekturfotografie Gempeler; Luminaire: gin.o

■ Facades and outdoor areas

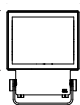


Vogtlandhalle Theatre, Greiz, Germany ©Hoffmeister; Luminaire: complx.200 IP65

Projectors



Serie 14

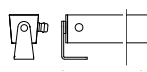


Serie 49



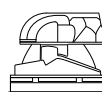
154

Wall light



led.modular

Downlight




complx.200 IP65



complx.100 IP65

The facade and entrance serve as a genuine store front for the museum, attracting visitors through the doors. As such, they must be clearly identifiable from a distance. SILL's spotlight and floodlight systems offer real ways to enhance a building's exterior. Here, light has a central role to play in creating atmosphere and arousing the visitor's interest and curiosity.

Downlights such as the complx.100 or complx.200 in IP65 are the ideal tools for discreet lighting from great heights. They easily blend into any architecture and make entrance areas recognisable. Spotlights with different outputs and a variety of lighting technologies are available for illuminating facades.



Old malt house, Düsseldorf, Germany ©Hoffmeister; Luminaire: SILL 02M



State Museum of Natural History Stuttgart, Germany ©Hoffmeister; Luminaire: 02



Sammode

Sustainable lighting and design



Purcell



Brueghel



Scorel



Elgar



Gude/ Kyhn



Maxwell

HOFFMEISTER

Precise lighting



gin.o 1

gin.o 2

Tunable
White



lo.nely 2

lo.nely 3

Tunable
White

Tunable
White



in.line 2.0



ak.tina

SILL

- Exhibition halls
- Display cases
- Visitor areas
- Facades and outdoor areas

High-performance projectors



gin.o 3

Tunable
White



154



lo.nely 4




49S



49M



49L



led.modular



14S




14M




14L



complx.200 IP65



02S



02M



Hessisches Landesmuseum Darmstadt, Germany ©Hoffmeister; Luminaire: gin.o

References

BELGIUM

Royal Museum of Fine Arts Antwerp
Red Star Line Museum

Antwerp
Antwerp

GERMANY

Fichtebunker
Haus der deutschen Geschichte
Museum Hülsmann
Hessisches Landesmuseum
Museum Voswinckelhof
Goethe Museum
Kunsthalle Erfurt
Volkwang Museum
Museum Kloster
Kaiserpfalz Franconofurd
Herzogliches Museum
Stadtmuseum Halle
Heimatmuseum Halver
Deichtorhalle
Landesmuseum Karlsruhe
Zeitgeschichtliches Forum
Phänomenta
Museum Lüneburg
Naturhistorisches Museum
Museum Minden
Alte Pinakothek
Kunsthalle München
Horst Janssen Museum
Stadtmuseum Simonstift
Goethe Nationalmuseum
LVR Römermuseum

Berlin
Bonn
Bielefeld
Darmstadt
Dinslaken
Dusseldorf
Erfurt
Essen
Frankenberg
Frankfurt
Gotha
Halle
Halver
Hamburg
Karlsruhe
Leipzig
Lüdenscheid
Lüneburg
Mainz
Minden
Munich
Munich
Oldenburg
Trier
Weimar
Xanten

ENGLAND

British Museum Foyer, Viking Exhibition
Sadie Coles HQ
The Victoria & Albert Museum

London
London
London

AUSTRIA

KTM Motohall Museum
Artcurial

Mattighofen
Vienna

FRANCE

Fondation Angladon
Musée Château Dunois
Le Familistère de Guise
Musée d'Orsay - Couloir des Arcades

Avignon
Châteaudun
Guise
Paris

INDIA

Museum Dajikaka Gadgil

Pune

ITALY

Ferrania Film Museum

Cairo Montenotten SV

NETHERLANDS

Centraal Museum Utrecht

Utrecht

RUSSIA

Garage Museum of Contemporary Art
Neue Tretjakow Galerie
State Ermitage Museum

Moscow
Moscow
St. Petersburg

SWITZERLAND

Museum Schwab
Musée d'ethnographie de Genève
Museum Rietberg

Biel
Geneva
Zurich

CZECH REPUBLIC

Nationalmuseum Prag

Prague

UNITED ARAB EMIRATES

Christie's Auktionshaus
The Jam Jar Gallery

Dubai
Dubai

Sammode, Hoffmeister and Sill form a new alliance:
SHS Lighting, the European specialist in technical lighting.

Industrial and family-owned, our three companies share decades of expertise, innovation and excellence. Our lighting expertise sets the benchmark. It defines our uniquely high standards, allowing us to guarantee the precision, performance, reliability and long-term robustness of all our products, with the utmost flexibility and a particular attention to design.

We are at the same time designers, manufacturers and technical advisors. When clients choose one of our products, they get more than a light fixture: they acquire intelligence and service.

Contact

Sammode, Hoffmeister, SILL

Principal office France
24, rue des Amandiers
75020 Paris
T +33(0) 1 43 14 84 90

info@sammode.com
enquiry@sammode.com

Principal office Germany
Gewerbering 28-30
58579 Schalksmühle
T +49 (0) 23 55 50 41 0

mail@hoffmeister.de

sammode.com
studio.sammode.com
hoffmeister.de
sill-lighting.com



@sammode.lighting
@hoffmeister.lighting
@sill.lighting

Subject to changes.
©Sammode, Hoffmeister, Sill
04/2022.



Sammode

HOFFMEISTER

SILL