

A detailed black and white line-art illustration of an industrial setting. In the upper left, a large gear wheel is visible. To its right, a worker in a hard hat and safety vest is working on a structure. Below the gear, a worker wearing safety goggles is shown in profile, looking down. In the lower left, a worker with a beard and hard hat holds a clipboard. The background includes various industrial components like pipes, tanks, and a recycling symbol on a machine. A dark grey rectangular box is overlaid in the center, containing the title text.

PROFESSIONAL NEWS2023

i-LED

An aerial photograph of a dense forest of evergreen trees, likely spruce or fir, showing a rich green canopy with some brown spots indicating dead trees or damage. The perspective is from directly above, looking down on the forest floor.

A sustainable lighting tool!

**This catalogue contains no plastic or
metal and is fully recyclable**

PROFESSIONAL NEWS**2023**



LIGHT UP NEW IDEAS!

LINEA LIGHT GROUP

From the time of its establishment in 1985 to the present, Linea Light Group has grown to the point of becoming and being known as one of the major players in technical and decorative lighting. These two spirits co-exist and fuel one another thanks to the group's constant and continuous technological research.

With the recent acquisition of the historic Stilnovo brand, famous for its innovative and experimental products, Linea Light Group's decorative range is enriched. From Stilnovo, we inherited lighting items designed by Ettore Sottsass and De Pas D'urbino Lomazzi, as well as Joe Colombo, and we brought new lights alongside these icons, developed entirely in-house. The acquisition completes the Decòrative collection made up of products with great personality and a strong dramatic presence.

Linea Light Group simultaneously maintains its presence as a leader in professional lighting with the i-LèD brand, acknowledged as one of the major innovators in the LED area. From 2019, we have been in the urban & industrial lighting segment with dedicated products, reinforcing our presence in the technical lighting market with efficient and innovative products.

The completeness of our catalogues allows us to be present and active on diversified sales channels, so we are able to supply all our customers optimally and quickly. Precision, speed and reliability are the characteristics that have always defined Linea Light Group.






Skin extrudate processing in one of the three cutting lines at the Vazzola (TV Italy) production site.



INTERNATIONAL COMPANY

Three production hubs to guarantee
tailored global service at the disposal of
lighting professionals



-  Headquarter
-  Hub-Branches
-  Branches



Linea Light Group is a unique group specialised in a diverse range of domains within the world of lighting. It is independent yet coordinated at the same time. Its formula allows for the creation of complete, unique solutions in any given context: from integrated systems for large residential or public buildings to outdoors or underwater lighting; from home environments to commercial, industrial, institutional or public spaces.

Linea Light Group stands out thanks to a market approach that is attentive to specific requirements and to the demands of local partners. Its "Think Global, Act Local" vision focusses on making connections between different areas and on managing services from a shorter distance. Today, Linea Light Group is a company with a strong international presence and an extensive network: wherever their projects may take them, their partners will be right by their side.

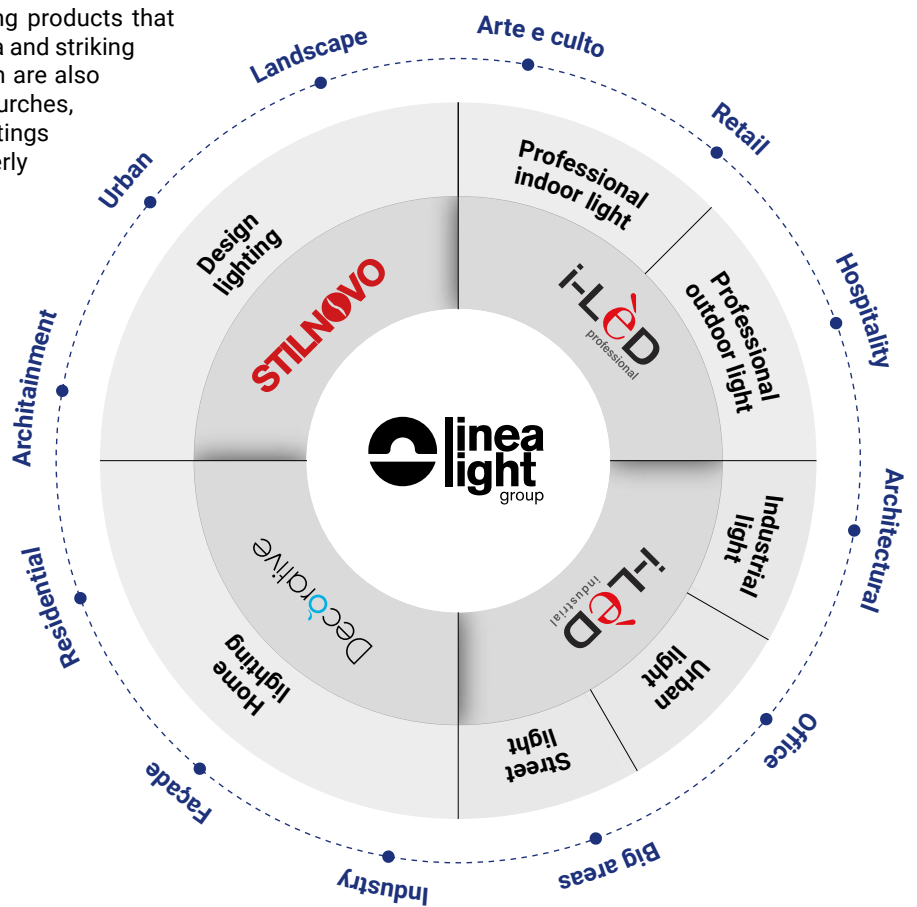




LIGHT UP

MULTI-LEVEL APPROACH

For us, the word ILLUMINATE has a profound meaning. It has an important effect on our daily lives, one which encapsulates a whole host of meanings and applications: our mission is to lend a voice to all these differences. This is why Linea Light Group expresses itself in different collections capable of solving the lighting solutions sought by our partners. Starting with our **i-LéD** brand, specialising in professional and industrial products, as well as the **Decorative** brand with its modern, decorative collection, along with **STILNOVO** whose timeless products were designed by masters of past and present design. There are additional **levels of specialisation** within each brand, featuring products that allow us not only to light up the multimedia and striking facades of modern architecture but which are also capable of respectfully “hiding” inside churches, museums and all those historical settings that need to be protected from often overly intrusive light.



NEW

OUTSIDE THE BOX

The world of lighting thrives not only on technology and innovation but also on a static and repetitive approach. Decor companies focus exclusively on the shape and design while professional companies focus on function and performance. Linea Light Group, however, takes an “across-the-board” approach, a **NEW** way of thinking about the product which leaves freedom of action and expression to the creativity of our R&D team. They are experts in micro-electronics, geometric optics, material science, digital information technology, as well as being mechanical prototype designers and specialised turners, interacting daily with fashion designers, supermarket managers, directors of major hotel chains and, obviously, professionals such as architects and lighting designers, succeeding in inventing innovative products in terms of technology and application. Our experimental approach is applied to different fields: new ideas and strategies are applied to logistics, finance, planning, to the choice of machinery and production processes, and even sales methods as a whole.

1 All production waste is cleaned with a specific de-oiler which separates oil and chip, reintroducing these materials into the production supply chain.

2 Automated warehouse consisting of 21,000 drawers for storing components and small parts. With high energy efficiency, the autostore optimises the throughput and speed of picking operations.



IDEAS!

PRAGMATISM

We are the kind of people who like to get “**our hands dirty**” and “**make products**”. We are down-to-earth, yet friendly and open-minded individuals. We like inviting professionals into our home and taking them into our favourite room - not the reception room, but rather the “**kitchen**”! Showcasing the “**factory**” is a not only source of immense pride for us but also the best way for our guest to understand the many potentials of our company, putting all our knowledge and technology (as well as our best technicians) at their disposal to bring their **DESIGN IDEAS** to life.

3 Manual lathe used to create prototypes and one-off pieces.



Ferring Pharmaceuticals | Copenhagen, Denmark

Project: Foster + Partners
Photo: Nigel Young

COMPLETE DESIGN

Multicell
wall light:
Skin_WY
(Page 150)

Flexible floor
washer
skirting detail:
D-Wave
(Page 86)

Compact
outdoor
spotlight with
integral driver:
Periskop
(Page 170)

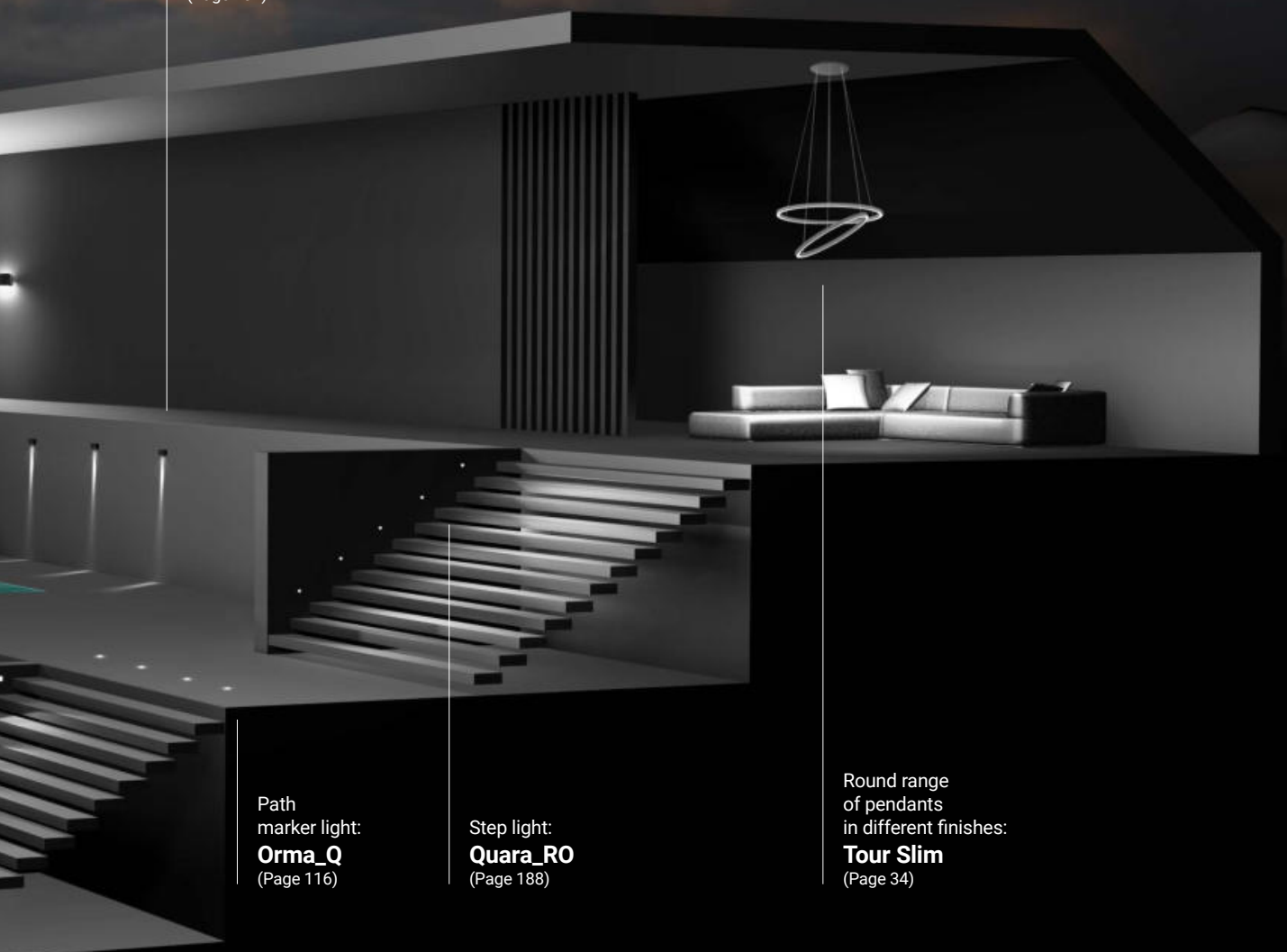
Linear underwater
up to 25 meters:
MK68
(Page 242)

Bollard with
dark sky
technology:
Buzzer
(Page 228)

Comfort
step light:
Optiwall
(Page 212)

Diffused
step light:
**Step
Full light**
(Page 198)

Blade effect
wall light:
Cubit
(Page 132)



Path
marker light:
Orma_Q
(Page 116)

Step light:
Quara_RO
(Page 188)

Round range
of pendants
in different finishes:
Tour Slim
(Page 34)

HOW TO READ CATALOGUE

Family Name | LED Type | Power | Electronics Characteristic
Buzzer Pro | arrayLED | 220-240 V AC | 5,4 W DC



Pictograms
How to read symbols see Page 278

Light emission

Image of the product with relative technical dimension drawing plus information on the hole to be drilled on the ceiling

How to configure a product: guide to the composition of the finished code

BG	76874	Cct	Im S - Im D	Opt	76874 + W + 18 = 76874W18
GR	76875	W	865 - On req	00	1 st product code
DB	76876	N	870 - On req	18	2 nd temperature code
					3 rd optics code
					Composed finished code

Im-S Lumen Source
Im-D Lumen Delivery

The effective flux (**Im-D**) is detected, taking as a reference the Flood optics and a neutral colour finish. For more in-depth details, please consult the technical data sheets on the website: linealight.com

C00013	Col	Cct	Im S - Im D	Opt	C00013 + GG + W + RD = C00013GGWRD
On-Off	BG	M	881 - On req	RD	1 st product code
	GG	W	918 - On req	SR	2 nd finish code
	DB	N	975 - On req		3 rd temperature code
					4 th optics code
					Composed finished code

Recessed casing dimensional	Recessed casing code
	PVC 84918
	suitable for:

Code Electronics	Electronic and dimensional information	
89488	89179	89359
ON/OFF 1 - 5 art. 80 x 100 x h 31	ON/OFF 1 - 9 art. 92 x 117 x h 38	ON/OFF 1 - 18 art. 115 x 140 x h 50

Colors	Cct	Optics
BG Black/Grey DB Dark Brown	W 3000 N 4000	00 RD Asymmetric 360° 18 SR Asymmetric 180°
GR Grey		

Legend

Buzzer | arrayLED | 220 V AC



L 400 - 7 W AC

	Cct	lm S - lm D	Opt
BB 76874	W	865 - On req	00
GG 76875	N	870 - On req	18
DB 76876			

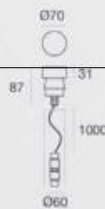
L 700 - 7 W AC

	Cct	lm S - lm D	Opt
BB 76878	W	865 - On req	00
GG 76879	N	870 - On req	18
DB 76880			

L 900 - 7 W AC

	Cct	lm S - lm D	Opt
BB 76882	W	865 - On req	00
GG 76883	N	870 - On req	18
DB 76884			

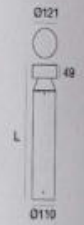

Buzzer | Kit relamping | arrayLED | 220 V AC



7 W AC

	Cct	lm S - lm D	Opt
BB 77187	W	865 - On req	00
GG 77188	N	870 - On req	18
DB 77189			

Buzzer Pro | arrayLED | 220-240 V AC



L 145 - 5,4 W DC - 7,1 W AC

	Col	Cct	lm S - lm D	Opt
C00018	BG	M	773 - On req	RD
On-Off	GG	W	806 - On req	SR
	DB	N	851 - On req	

L 410 - 9,3 W DC - 11 W AC

	Col	Cct	lm S - lm D	Opt
C00011	BG	M	1193 - On req	RD
On-Off	GG	W	1244 - On req	SR
	DB	N	1313 - On req	

C00014

DALI

L 710 - 9,3 W DC - 11 W AC

	Col	Cct	lm S - lm D	Opt
C00012	BG	M	1193 - On req	RD
On-Off	GG	W	1244 - On req	SR
	DB	N	1313 - On req	

C00015

DALI

L 910 - 9,3 W DC - 11 W AC

	Col	Cct	lm S - lm D	Opt
C00013	BG	M	1193 - On req	RD
On-Off	GG	W	1244 - On req	SR
	DB	N	1313 - On req	

C00016

DALI




Optic 00
360° light



Optic 18
180° light

Buzzer Pro | arrayLED | 300mA



L 145 - C.C. 5,4 W DC

	Col	Cct	lm S - lm D	Opt
C00017	BG	M	773 - On req	RD
	GG	W	806 - On req	SR
	DB	N	851 - On req	

Electronica

89488	89179	89359	99332	99722
ON/OFF	ON/OFF	ON/OFF	0/5/10V	DALI
1 - 5 art.	1 - 9 art.	1 - 19 art.	1 - 56 art.	1 - 45 art.
80 x 100 x h.31	92 x 117 x h.38	115 x 140 x h.50	180 x 80 x h.35	191 x 103 x h.38

Bollards

Colors

BB	Black/Grey	DB	Dark Brown
GG	Grey		

Cct

M	2700	N	4000
W	3000		

Optics

RD	Asymmetric 350°
SR	Asymmetric 180°



Indoor range index

Ceiling luminaires

Baton_R



24

Baton_Q



24

Suspended luminaires

Baton_P



30

Baton_P



30

Tour_Slim_PD Complete



53

Tour_Slim_PD Complete



53

Tour_Slim_PD



56

Tour_Slim_PD



56

Tour_Slim_PD



56

Tour_Slim_PD



56

Tour_Slim_PD



57

Tour_Slim Base



57

Tour_Slim Base



57

Tour_Slim Base



57

Linear Systems

Rollip35_MP



66

Rollip_PRO HI



70

Rollip_PRO_C HI



71

Rollip_PRO HI



70

Projectors

Navata_Optus



80

Navata_Optus



80

Navata_Optus



80

Navata Pound Shaper distance



81

Navata Pound Shaper



81

Navata Pound Shaper distance



81

Navata Pound Shaper



81

Navata Base



79

Navata Base



77

Navata Base




77

Outdoor range index

Linear Systems

D-Wave



98

Downlights

Orma_C
220V



113

Orma_C
220V



114

In-ground luminaires

Suelo_RX Pro
Integrated Driver



106

Beret_2R
Integrated Driver



103

Beret_2Q
Integrated Driver



103

Orma_I
220V



113

Orma_I
220V



114

Orma_IL
220V



113

Orma_IL
220V



114

Orma_Q | QJ



128 | 129

Orma_Q | QJ



128 | 129

Orma_QL



131

Orma_QL



131

Orma_QF



122

Orma_QF | QFJ



123 | 124

Orma_QF | QFJ



123 | 124

Orma_QFL



126

Orma_QFL



127

Orma_QFL



127

Wall e Ceiling luminaires

Cubit Pro



145

Cubit Pro



146

Cubit Pro



147

Cubit Pro



148

Cubit



140

Cubit



140

Cubit



141

Skin_WF



158

Skin_WF



161

Skin_WL



159

Skin_WL



162

Skin_WY



163

Stadium




































169

Stadium
Full Light



169

Outdoor range index

Projectors	Periskop Integrated Driver	Periskop Integrated Driver	Periskop 220V	Shaker Integrated Driver	Shaker 220V	Clivo_2 Integrated Driver		
								
	171	171	177	179	183	185		
	<hr/>							
	Step lights	Quara_RO	Quara_RO	Quara_RO	Quara_R Integrated Driver	Quara_Q Integrated Driver	Step66 Integrated Driver	Step66 Integrated Driver
								
190		190	190	194	194	197	200	
<hr/>								
Envelope_RW Integrated Driver		Envelope_R	Envelope_Q	Optiwall	Optiwall	Optiwall		
								
204		208	211	214	214	214		
<hr/>								
Alcor_R Integrated Driver	Alcor_Q Integrated Driver							
								
218	219							
<hr/>								
Astropek_1 220V	Astropek_2 220V	Astropek_4 220V	Footpad_R	Footpad_Q				
								
222	222	222	227	227				
<hr/>								
Bollards	Buzzer Buzzer Pro	Buzzer Buzzer Pro	Buzzer Buzzer Pro	Buzzer Buzzer Pro	Buzzer Pro			
								
	236 238	236 238	236 238	236 239	239			
	<hr/>							
	Nail	Nail						
								
241	241							



Underwater range index

MK68_R



249

MK68_Q



249

Industrial lighting range index

Raptor



258

Raptor



258

Raptor



259

















Urban lighting range index

Parker




262

Outdoor micro-driver range index

In-ground luminaires	Suelo_RX Pro Integrated Driver	Beret_2R Integrated Driver	Beret_2Q Integrated Driver	Orma_QF Integrated Driver	Orma_QFL Integrated Driver
					
	106	103	103	122	126
	<hr/>				
	Projectors	Periskop Integrated Driver	Periskop Integrated Driver	Shaker Integrated Driver	Clivo_2 Integrated Driver
					
171		171	179	185	
<hr/>					
Step lights	Quara_R Integrated Driver	Quara_Q Integrated Driver	Step66 Integrated Driver	Step66 Integrated Driver	
					
	194	194	197	200	
	<hr/>				
	Envelope_RW Integrated Driver	Alcor_R Integrated Driver	Alcor_Q Integrated Driver		
					
	204	218	219		

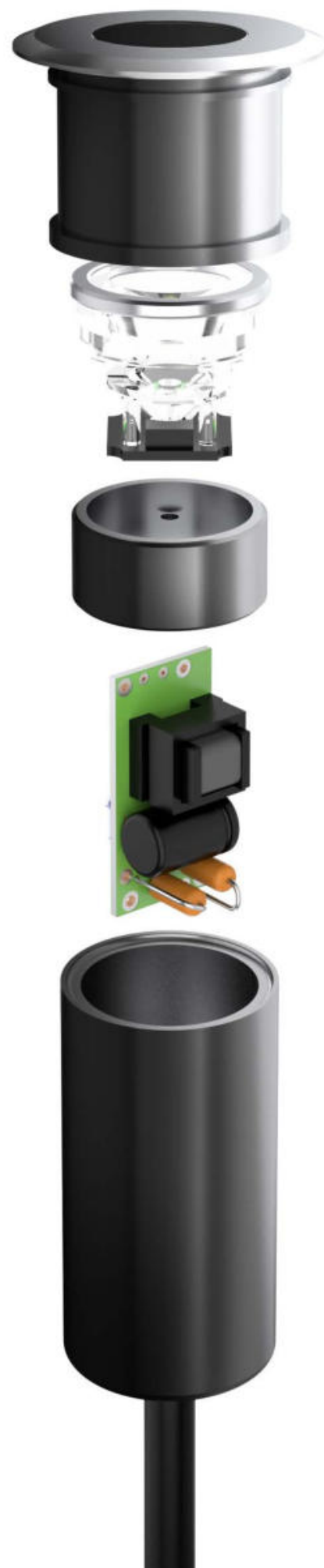
MICRO-DRIVER





NOW THE DRIVER IS ON BOARD! ALL THE i-LèD TECHNOLOGY IN THE PALM OF YOUR HAND.

Linea Light Group has created the first minispots with built-in driver. We have studied and created luminaires that, despite being able to fit in the palm of your hand, maintain the performance expected from our products. The new minispots do not require the use of remote power supplies during installation. They are carefully designed and contain the best, and smallest, technology available. The built-in driver, integrated in the body of the luminaire, can be switched to different configurations, such as Up-Light, Path-Markers and Accent Lighting. The new luminaires are extremely compact and have a steel body ideal for outdoor installation thanks to a high protection rating (IP67). Linea Light Group has provided professionals with different fixtures suitable for different uses, even the most demanding. Easy, fast and well-made are the three qualities that define the new technological frontier reached by Linea Light Group.



STANDARD SPOT + DRIVER INSTALLATION



Scale 1:1

NEW SPOT WITH BUILT-IN DRIVER

With its innovations, Linea Light Group has simplified, and speeded up, the work of professionals and installers. We have designed compact, essential and high-performance luminaires which, thanks to the complete integration of the driver into the body of the luminaire, eliminate the need for external power supplies. We have concentrated the best electronic technology and the best performance in just a few centimetres.



Scale 1:1

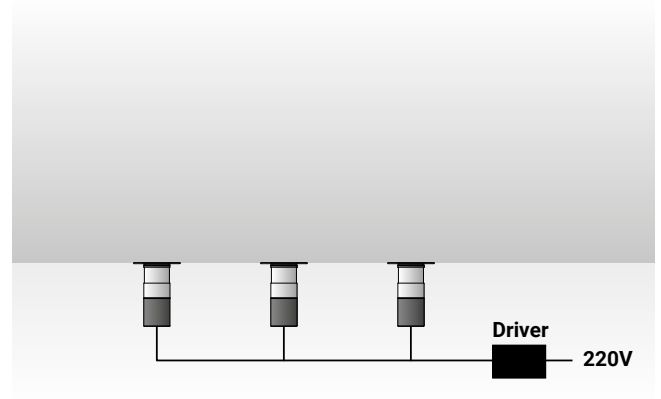
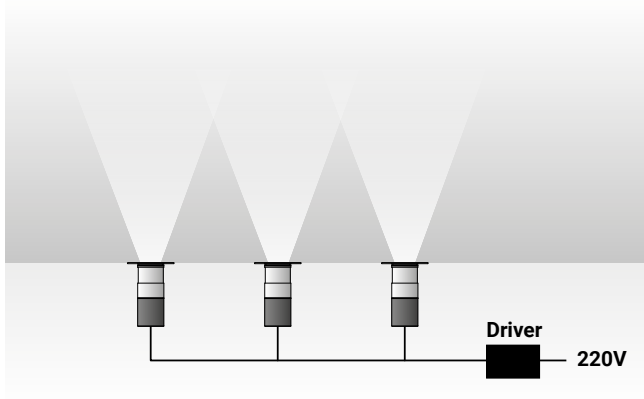


SYSTEM INSTALLATION, MANAGEMENT AND INTEGRATION: IT ALL BECOMES EASIER

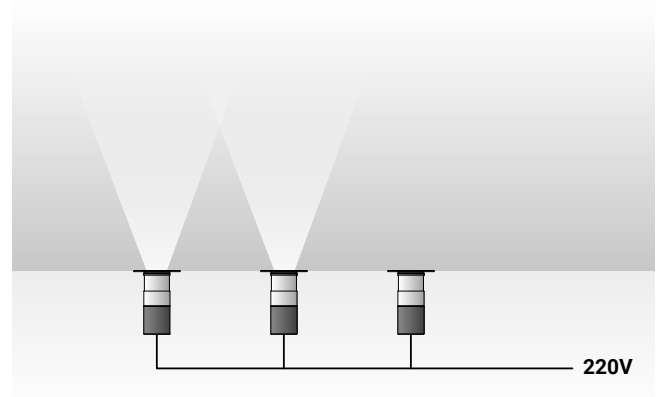
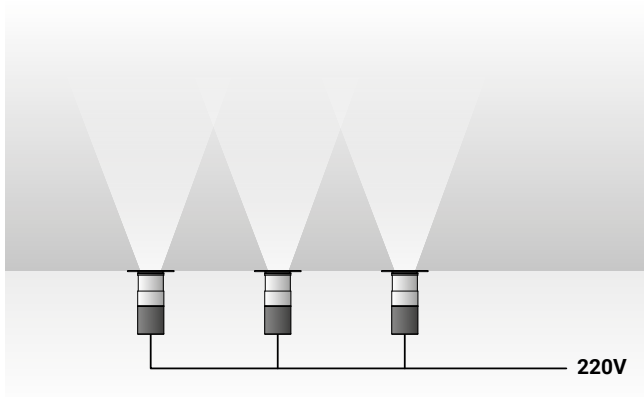
Easy and quick installation are the advantages of our new luminaires. Each assembly and design phase is simplified and speeded up thanks to the built-in driver. The big news is the size: for the first time, the driver has been built into ultra-compact luminaires. This solution makes it easier to design and implement lighting systems, even in complex or sensitive contexts. The new built-in driver system allows for much longer light lines to be installed, compared to the use of remote drivers. The lack of voltage drops is the greatest advantage of the new luminaires. If a single spot is not working properly or goes out, the line remains fully

active and when the faulty luminaire is replaced the perfect continuity of the system is restored. Another advantage is the fact that it can be easily integrated into an existing system. Each luminaire can be managed independently of the main power supply. Fast and well-made is the new Linea Light group operating paradigm. The technological innovation includes eight product families: Alcor, Suelo, Beret, Quara, Step, Clivo, Shaker and Periskop. All designed for specific installations and with high performance qualities. Up-Light, Path-Markers or Accent Lighting: each configuration is easy to install and maintain.

If a remote driver fails, the entire system goes out.



When the driver is built into the product, the lighting system keeps working even in the event of a fault. By replacing the single luminaire, the system will be fully operational again.

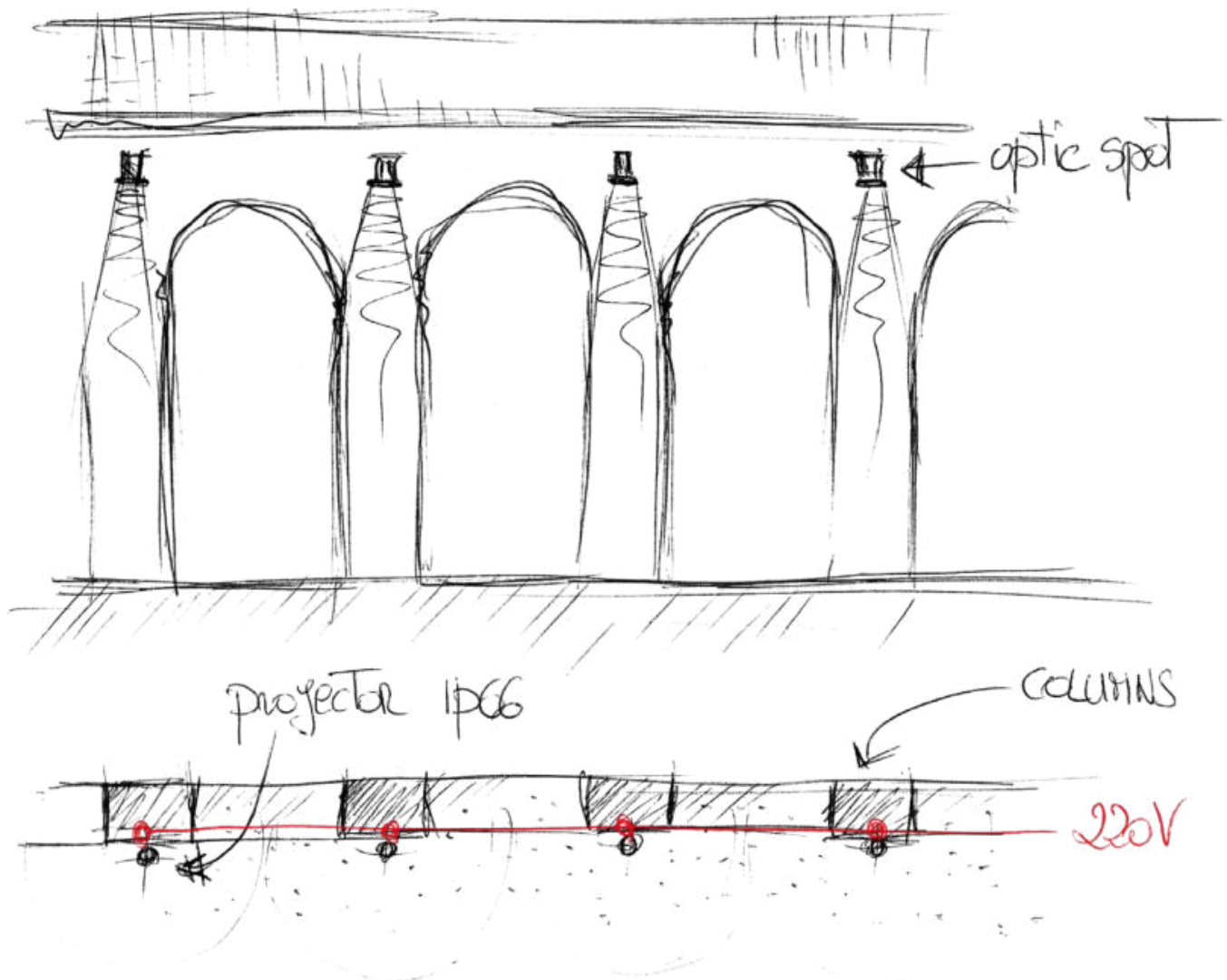


MAXIMUM DESIGN VERSATILITY

The new Linea Light Group spots with built-in driver are easy to install, making it possible to operate easily and quickly even in complex contexts such as historical-artistic ones. In terms of installation, everything is extremely easy. There is no longer need for a junction box to contain all the system's power supply units. In delicate and architecturally valuable contexts this is a decisive factor, since, in many cases, it is not possible to built a complex system like those found in

new buildings. The new luminaires with built-in driver are ideal for accent lighting or to gently highlight architecturally important details.

An important advantage is the possibility to create very long light lines. The design and wiring of the system becomes easier and faster, reducing connection and maintenance time and costs. Two important factors that make our products competitive, without compromising on performance and efficiency.









INDOOR



BATON



**CONFIGURATION
AND COMFORT**



NEW OPTICS GROUP FOR GREATER DESIGN VERSATILITY

The Baton family introduces new high-performing LEDs CRI 92 and a new optics group consisting of a reflector in aluminium with three different angles of light distribution. Baton is aimed at designers, offering lighting performance and high visual comfort thanks to the rearward position of the LED circuit, ensuring glare control with $UGR \leq 16$. Two geometric shapes,

cylindrical and parallelepiped, and two possibilities for installation, either ceiling-mounted or suspended. Baton is extremely minimal if used alone, but can become incredibly scenic if combined in a multiple composition with the various available models.





ATTENTION TO DETAIL

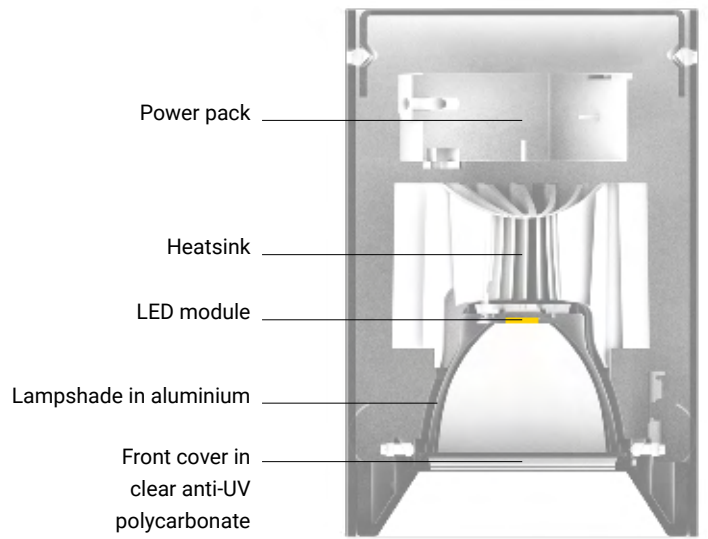
The fixtures are made in aluminium and powder coated in either matt white or matt black, perfectly blending into the architectural space. The optics compartment is characterised by an aesthetic element ensuring the high visual comfort of Baton.

TECHNOLOGICAL CORE

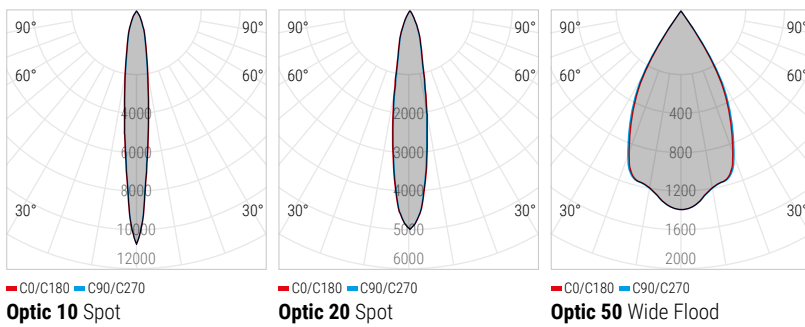
Technology dressed up in a sober and understated design, in one word, Baton.



UGR ≤ 16



Photometric curves of Baton 9W (84581)



Baton_R | arrayLED | 220-240 V AC | 7,3 W DC - 9 W AC



120 mm

	Cri	Cct	lm S - D	Opt
WH 84581	92	M	838 - 663	10
WHBK 84582	92	W	877 - 694	20
WHAU 84583	92	N	943 - 746	50
BK BK 76084	92			
BK AU 76085	92			

Baton_Q | arrayLED | 220-240 V AC | 7,3 W DC - 9 W AC



120 mm

	Cri	Cct	lm S - D	Opt
WH 84584	92	M	838 - 663	10
WHBK 84585	92	W	877 - 694	20
WHAU 84586	92	N	943 - 746	50
BK BK 76086	92			
BK AU 76087	92			

200 mm

	Cri	Cct	lm S - D	Opt
WH 84587	92	M	838 - 663	10
WHBK 84588	92	W	877 - 694	20
WHAU 84589	92	N	943 - 746	50
BK BK 76088	92			
BK AU 76089	92			

Ceiling luminaires

Colors

Cct

Optics

24

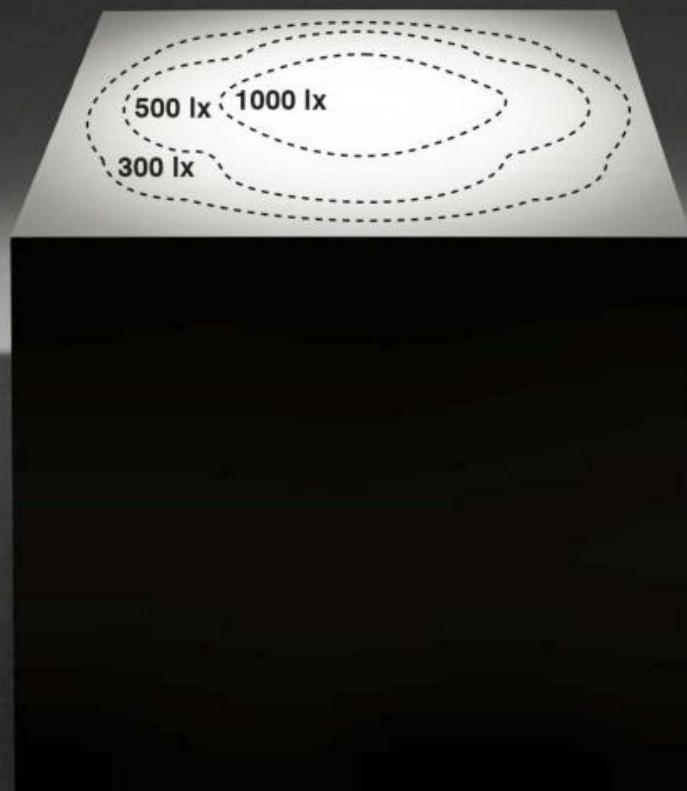
WH White WHAU White Gold BKAU Black Gold
WHBK White Black BK BK Black Black

M 2700 **N** 4000
W 3000

10 Spot **50** W.Flood
20 Spot



Baton_Q:
76089W10
Worktop dimensions:
(L x P x H) 1000 x 1000 x 1000 mm
Ceiling height:
2800 mm
Lamp height from worktop:
1600 mm
Average illuminance:
435 lx
UGR:
≤16



COLOUR COMBINATIONS

BATON_R



WHITE / WHITE
Ø80 - H120



WHITE / GOLD
Ø80 - H120



WHITE / BLACK
Ø80 - H120



BLACK / BLACK
Ø80 - H120



BLACK / GOLD
Ø80 - H120

BATON_Q



WHITE / WHITE
80x80 - H120




WHITE / GOLD
80x80 - H120



WHITE / BLACK
80x80 - H120



BLACK / BLACK
80x80 - H120



BLACK / GOLD
80x80 - H120

BATON_Q



WHITE / WHITE
80x80 - H200



WHITE / GOLD
80x80 - H200



WHITE / BLACK
80x80 - H200



BLACK / BLACK
80x80 - H200



BLACK / GOLD
80x80 - H200

BATON_P



WHITE / GOLD
Ø60 - H400

WHITE / BLACK
Ø60 - H400

BLACK / GOLD
Ø60 - H400

BLACK / BLACK
Ø60 - H400

BATON_P



WHITE / GOLD
Ø60 - H250

WHITE / BLACK
Ø60 - H250

BLACK / GOLD
Ø60 - H250

BLACK / BLACK
Ø60 - H250


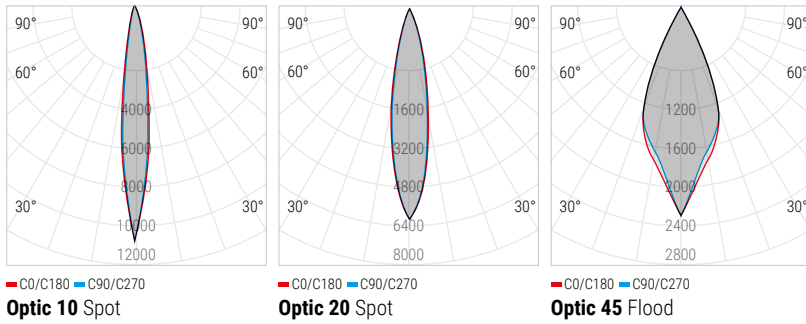






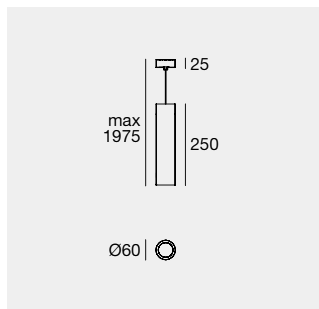
TOTAL BLACK FINISH

Photometric curves of Baton 8,2W (84575-84578)



Baton_P:
 84576W45
Worktop dimensions:
 (L x P x H) 1800 x 900 x 800 mm
Ceiling height:
 2800 mm
Lamp height from worktop:
 1000 mm
Average illuminance:
 350 lx
UGR:
 ≤16

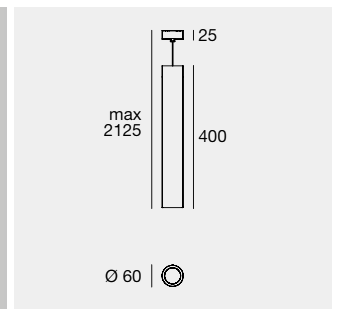
Baton_P | arrayLED | 220-240 V AC | 6,3 W DC - 8,2 W AC



250 mm

	Cri	Cct	lm S - D	Opt
WH BK 84575	92	M	621 - 407	10
WH AU 84576	92	W	665 - 426	20
BK BK 76102	92	N	718 - 458	45
BK AU 84577	92			

Baton_P | arrayLED | 220-240 V AC | 6,3 W DC - 8,2 W AC



400 mm

	Cri	Cct	lm S - D	Opt
WH BK 84578	92	M	621 - 407	10
WH AU 84579	92	W	665 - 426	20
BK BK 76103	92	N	718 - 458	45
BK AU 84580	92			

Ceiling luminaires

30

Colors

WH BK White Black BK BK Black Black
 WH AU White Gold BK AU Black Gold

Cct

M 2700 N 4000
 W 3000

Optics

10 Spot 45 Flood
 20 Spot



Cob44_R

For additional information:
Catalog i-LèD Professional



FAMILY FEELING

Baton shares technical characteristics and aesthetic lines with Cob44 and Illuminator. The designer can therefore combine recessed solutions with ceiling or suspension versions for perfect coherence and design uniformity.




Illuminator
For additional information:
Catalog i-LèD Professional



Cob44_Q
For additional information:
Catalog i-LèD Professional



TOUR SLIM




WE HAVE OUTDONE OURSELVES WITH THE NEW SUPER SLIM PROFILE

Tour Slim is the new idea of a slimline circular profile for lighting residential and contract spaces. We have worked on the dimensions and performance. Tour Slim has a cross-section measuring just 29x29 mm with a high level of visual comfort thanks to the flat diffuser extruded and curved into a single piece. The light is diffused and directed onto the surface without any lateral dispersion. The collection includes five diameters (Ø550, 700, 900, 1150 and 1450 mm) and two suspension methods; a Complete version is also included for the 550 and 700 mm diameters. The four finishes available strike the ideal balance between elegance and lightness.



Scale 1:1
profile Tour Slim

29 mm



IMPERCEPTIBLE PRESENCE

Thanks to its slimline profile, Tour Slim fits discretely into any living space. Only a soft, well-defined light is perceived thus ensuring excellent visual comfort. The collection features two suspension methods: a central ceiling rose and fastening kit. The central ceiling rose, including the power source, supports the three cables. The kit includes three ceiling nipples with a remote

driver for greater visual appeal. This solution makes it easier to create layouts with multiple lights. Tour Slim is available in three temperature colours: 2700K, 3000K and 4000K which meet a variety of design and installation requirements. The combination of all these elements makes the collection extremely flexible and versatile, and easily adaptable to different settings.



House DG | Vicenza, Italy

What is truly striking in the living area is the double height of the space, exalted through the installation of three Tour Slim suspension lights at different heights and with varying diameters, all embellished with gold finishes. The final effect is that of a play of light, a refined dynamism that underscores the elegance of this part of the house.

Architectural project and lighting design:
Didonè Comacchio Architects



Tour_Slim composition

1 x Ø 700 mm **76231M00** + accessory **64575** + remote driver
1 x Ø 900 mm **76235M00** + accessory **64575** + remote driver
1 x Ø 1450 mm **76243M00** + accessory **64575** + remote driver









Aria Wellbeing Retreat & SPA | Como, Italy

Moving on to the resort's interior, the idea behind the overall design was to create warm, welcoming and very luxurious spaces. The suspension lights, in particular, can be found in various installations throughout the living areas of the suites bearing gold finish and colour temperature of 2700K.

Lighting design:

arch. Giorgio Colombo, Light+Arch Consultancy

Tour_Slim composition

1 x Ø 700 mm **76231M00** +
accessory **64189** + remote driver

1 x Ø 1150 mm **76239M00** +
accessory **64189** + remote driver





Tour_Slim composition

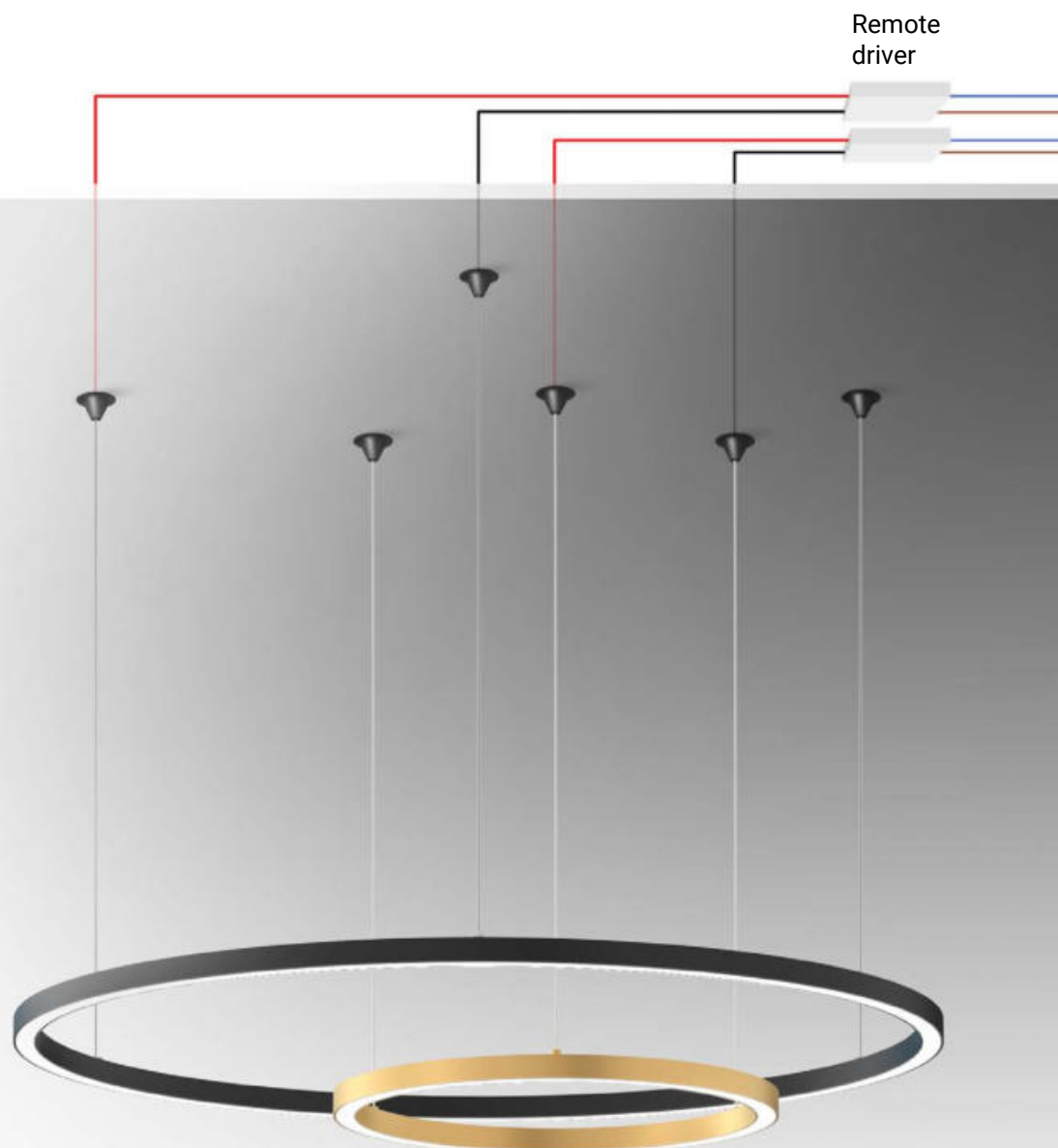
1 x Ø 700 mm **76230W00** + accessory **64012**

1 x Ø 1450 mm **76242W00** + accessory **64032**



PERFECTLY BALANCED VISUAL HARMONY

Tour Slim is the ideal collection for the design of large, airy spaces. The different diameters and finishes help to create original and unexpected layouts which are always and never the same. There are numerous layout combinations possibilities based on a play on contrasts and balances, plus angles and heights. Tour Slim allows for excellent freedom of movement and interpretation of the space. Thanks to its slim profile and the lightness of the suspension cables, designers can always invent new and personalised solutions.







Tour_Slim composition

2 x Ø 550 mm **76227W00** +
accessory **64670** +
remote driver

1 x Ø 900 mm **76236W00** +
accessory **67670** +
remote driver

1 x Ø 1150 mm **76240W00** +
accessory **67670** +
remote driver

1 x Ø 1450 mm **76244W00** +
accessory **67670** +
remote driver



Tour Slim
Ø 550 mm
Tour Slim Complete
Ø 550 mm

Tour Slim
Ø 700 mm
Tour Slim Complete
Ø 700 mm

Tour Slim
Ø 900 mm

DIMENSIONS AND COLOURS FOR UNEXPECTED LAYOUTS



Tour Slim
Ø 1150 mm

Tour Slim
Ø 1450 mm

We have come up with four elegant, understated finishes: white and embossed black, brushed gold and copper. Tour Slim also has a strong technical component, such as the flush-fit, perfectly uniform opaline diffuser which gives the collection excellent visual comfort, avoiding any glare or lateral dispersion. The timely management of the devices completes the technological potential of the family. Thanks to DALI, DALI2 digital and 1-10v analogue protocols, Push-Dimm, Phase-Cut it is possible to control each pendant light, its function and manage the production of specific lighting scenes.



White




Black



Copper



Gold



White

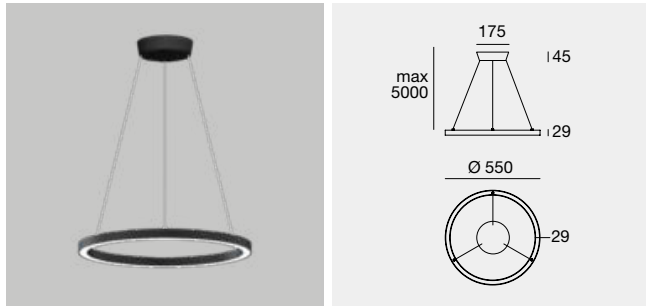
Black



Copper

Gold



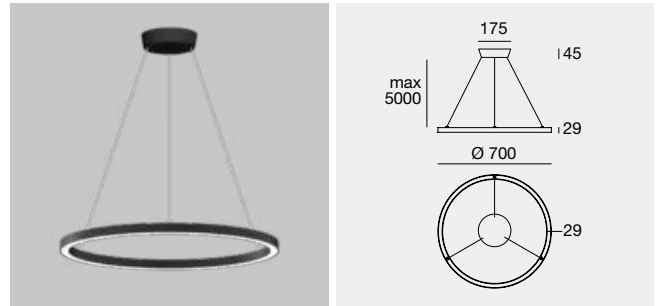


On/Off - Phase Cut - Push Dimm

	Cri	Cct	lm S - D	Opt
WH 76677	90	M	3059 - 1915	00
BK 76675	90	W	3279 - 2023	
AU 76673	90	N	3477 - 2176	
CU 76671	90			

DALI - 1-10V

WH 76678	90	M	3059 - 1915	00
BK 76676	90	W	3279 - 2023	
AU 76674	90	N	3477 - 2176	
CU 76672	90			



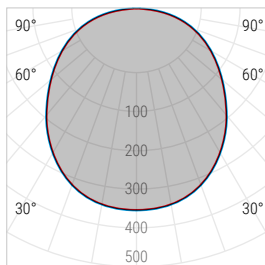
On/Off - Phase Cut - Push Dimm

	Cri	Cct	lm S - D	Opt
WH 76731	90	M	3861 - 2317	00
BK 76729	90	W	4139 - 2483	
AU 76727	90	N	4389 - 2632	
CU 76725	90			

DALI - 1-10V

WH 76732	90	M	3861 - 2317	00
BK 76730	90	W	4139 - 2483	
AU 76728	90	N	4389 - 2632	
CU 76726	90			

Photometric curve of
Tour_Slim_PD Complete
36W (76677)



Optic 00 Diffused

Colors

WH White	AU Gold
BK Black	CU Copper

Cct

M 2700	N 4000
W 3000	

Optics

00 Diffused

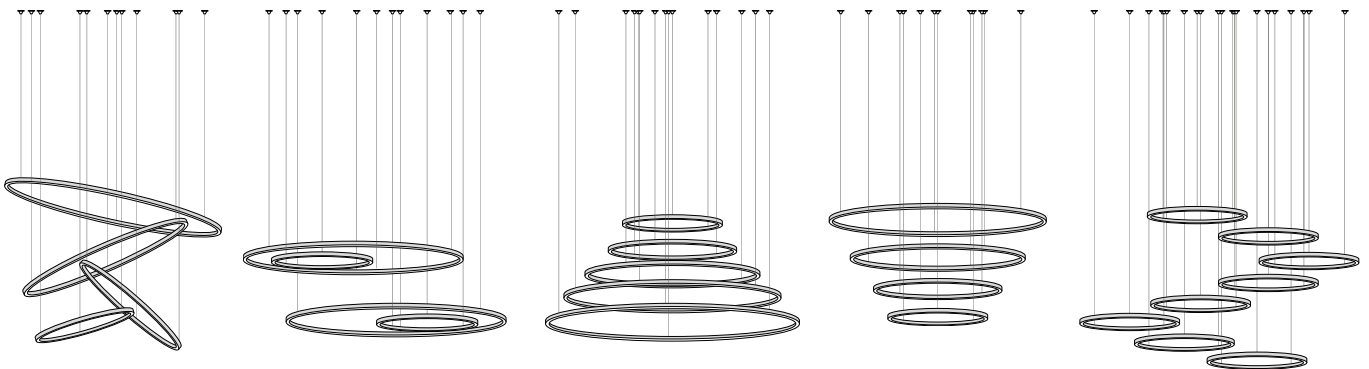
Suspended luminaires

CEILING ROSE OR FASTENING KIT AND REMOTE DRIVER - TAKE YOUR PICK

Tour Slim offers designers two options, plus one for installation. The central ceiling rose with three cables, including the power supply, is available in two sizes: Ø175 mm with 50W and 70W power, on/off, DALI, 1-10V, Phase-cut, Push Dimm or Ø300 mm with 100W and 150W power, On/off, DALI 2, Phase Cut, Push Dimm. The fastening kit consists of three ceiling nipples that fasten the support and power cables while the driver is positioned remotely. These three solutions allow a great deal of freedom of expression, with room for a wide variety of combinations of heights, angles and diameters with the finishes.

INSTALLATION EXAMPLES

Here are some examples of the creative design of Tour Slim among the many that have been invented by you. Symmetrical or asymmetrical, concentrically converging or diverging cascades. Why not have a go!





Tour_Slim 76239 +
Tour_Slim Base 64043



Tour_Slim 76226 +
fixing kit 64179 +
remote driver

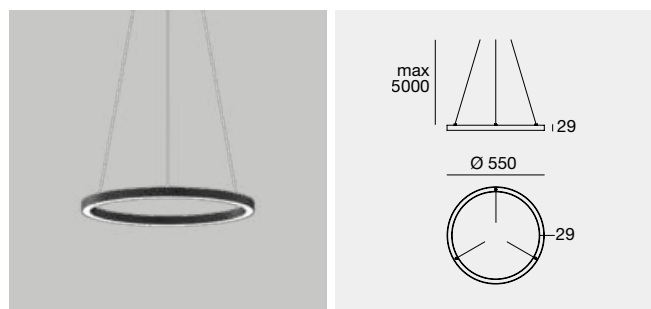
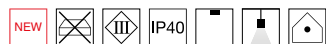


Tour_Slim 76237 +
Tour_Slim 76233 +
Tour_Slim Base 64060



Tour_Slim 76232 +
Tour_Slim Base 64021

Tour_Slim_PD | topLED | 24 V DC | 29 W DC

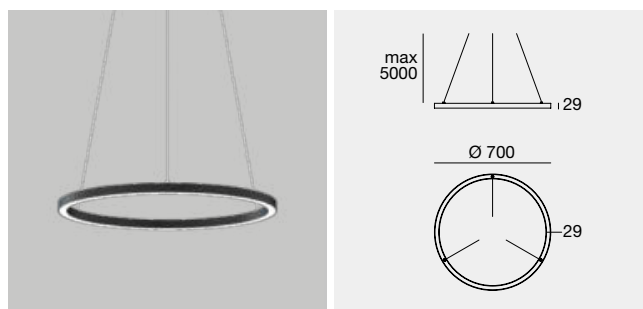


	Cri	Cct	lm S - D	Opt
WH 76229	90	M	3059 - 1915	00
BK 76228	90	W	3279 - 2023	
AU 76227	90	N	3477 - 2176	
CU 76226	90			

Electronics

99374 ON/OFF 1 - 2 art. 210 x 48 x h 25	83018 PUSH 1 - 2 art. 210 x 49 x h 30	99332 0/1-10V 1 - 5 art. 150 x 60 x h 35	99722 DALI 1 - 4 art. 191 x 63 x h 38	83062 DALI PUSH 1 - 5 art. 280 x 43 x h 30
---	---	--	---	--

Tour_Slim_PD | topLED | 24 V DC | 36 W DC

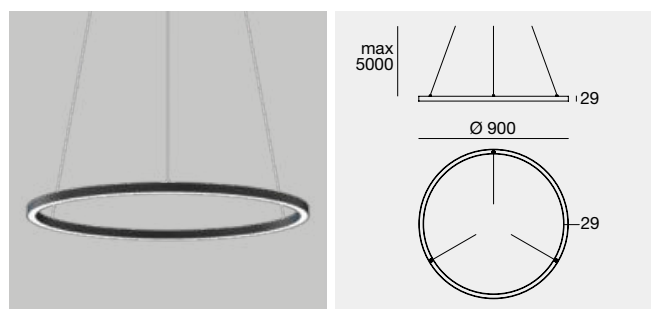
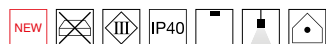


	Cri	Cct	lm S - D	Opt
WH 76233	90	M	3861 - 2317	00
BK 76232	90	W	4139 - 2483	
AU 76231	90	N	4389 - 2632	
CU 76230	90			

Electronics

99374 ON/OFF 1 - 2 art. 210 x 48 x h 25	83018 PUSH 1 - 2 art. 210 x 49 x h 30	99332 0/1-10V 1 - 4 art. 150 x 60 x h 35	99722 DALI 1 - 3 art. 191 x 63 x h 38	83062 DALI PUSH 1 - 4 art. 280 x 43 x h 30
---	---	--	---	--

Tour_Slim_PD | topLED | 24 V DC | 45 W DC

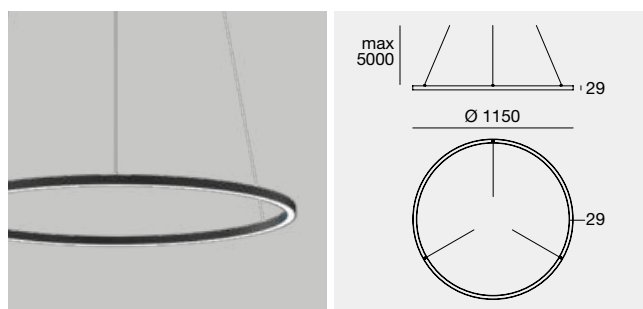
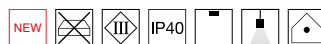


	Cri	Cct	lm S - D	Opt
WH 76237	90	M	4953 - 2893	00
BK 76236	90	W	5310 - 3100	
AU 76235	90	N	5630 - 3286	
CU 76234	90			

Electronics

99374 ON/OFF 1 art. 210 x 48 x h 25	83018 PUSH 1 art. 210 x 49 x h 30	99332 0/1-10V 1 - 3 art. 150 x 60 x h 35	99722 DALI 1 - 2 art. 191 x 63 x h 38	83062 DALI PUSH 1 - 3 art. 280 x 43 x h 30
---	---	--	---	--

Tour_Slim_PD | topLED | 24 V DC | 56 W DC

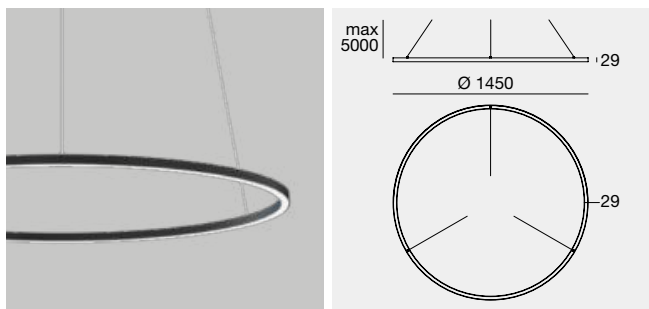


	Cri	Cct	lm S - D	Opt
WH 76241	90	M	6336 - 3592	00
BK 76240	90	W	6793 - 3849	
AU 76239	90	N	7203 - 4048	
CU 76238	90			

Electronics

99374 ON/OFF 1 art. 210 x 48 x h 25	83018 PUSH 1 art. 210 x 49 x h 30	99332 0/1-10V 1 - 2 art. 150 x 60 x h 35	99722 DALI 1 - 2 art. 191 x 63 x h 38	83062 DALI PUSH 1 - 2 art. 280 x 43 x h 30
---	---	--	---	--

Tour_Slim_PD | topLED | 24 V DC | 68 W DC



	Cri	Cct	lm S - D	Opt
WH 76245	90	M	7940 - 4285	00
BK 76244	90	W	8513 - 4592	
AU 76243	90	N	9026 - 4868	
CU 76242	90			

Electronics

99374 ON/OFF 1 art. 210 x 48 x h 25	83018 PUSH 1 art. 210 x 49 x h 30	99332 0/1-10V 1 - 2 art. 150 x 60 x h 35	99722 DALI 1 - 2 art. 191 x 63 x h 38	83062 DALI PUSH 1 - 2 art. 280 x 43 x h 30
---	---	--	---	--

3-cables coupling ceiling rose | 99-264 V AC



On/Off - Phase Cut - Push Dimm

50 W for diameter:
550-700-900

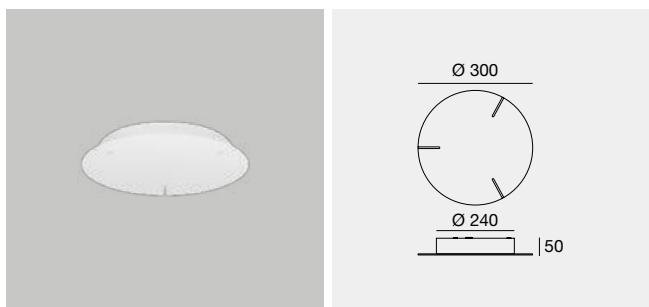
WH 64010
BK 64011
AU 64013
CU 64012

DALI - 1-10V

70 W for diameter:
550-700-900-1150

WH 64020
BK 64021
AU 64023
CU 64022

3-cables coupling ceiling rose | 198-264 V AC



On/Off
75 W for diameter:
900-1150 -1450

WH 64578
BK 65142
AU 64039
CU 64038

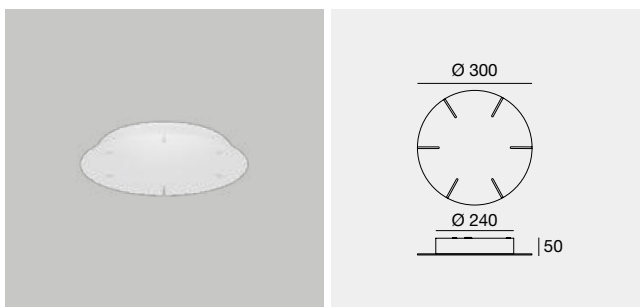
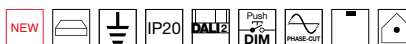
Phase Cut
100 W for diameter:
900-1150 -1450

WH 64030
BK 64031
AU 64033
CU 64032

DALI2 - Push Dimm
100 W for diameter:
900-1150 -1450

WH 64040
BK 64041
AU 64043
CU 64042

6-cables coupling ceiling rose | 198-264 V AC



On/Off
150 W for diameter:
550-700-900-1150 -1450

WH 64066
BK 64067
AU 64069
CU 64068

Phase Cut
100 W for diameter:
550-700-900-1150

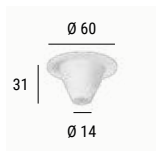
WH 64060
BK 64061
AU 64063
CU 64062

DALI2 - Push Dimm
100 W for diameter:
550-700-900-1150

WH 64070
BK 64071
AU 64073
CU 64072

Multiple installation rose, with two devices.

Fixing kit (3 pz.)



WH 64575
BK 64670
AU 64189
CU 64179

suitable for: diameter: 550-700-900-1150-1450

Colors	Cct	Optics
WH White	M 2700	00 Diffused
BK Black	N 4000	
AU Gold	W 3000	
CU Copper		

Suspended luminaires

ROLLIP35

**UGR
≤ 19**

ROLLIP35: COMFORT JUST GOT SLIM

Rollip35_MP is an extremely versatile modular suspension system designed to illuminate workstations in offices. The minimal and compact double emission structure is made from extruded aluminium and houses high-luminance LED modules. In direct emission, the new roll diffuser guarantees glare control with $UGR \leq 19$. The system offers designers dedicated modules with DALI2 protocol, and the possibility to efficiently adapt the brightness to the different work environments.

Scale 1:1



COMFORT LIGHT FOR BETTER LIFE






ROLLIP35_MP A SYSTEM OF ENDLESS POSSIBILITIES

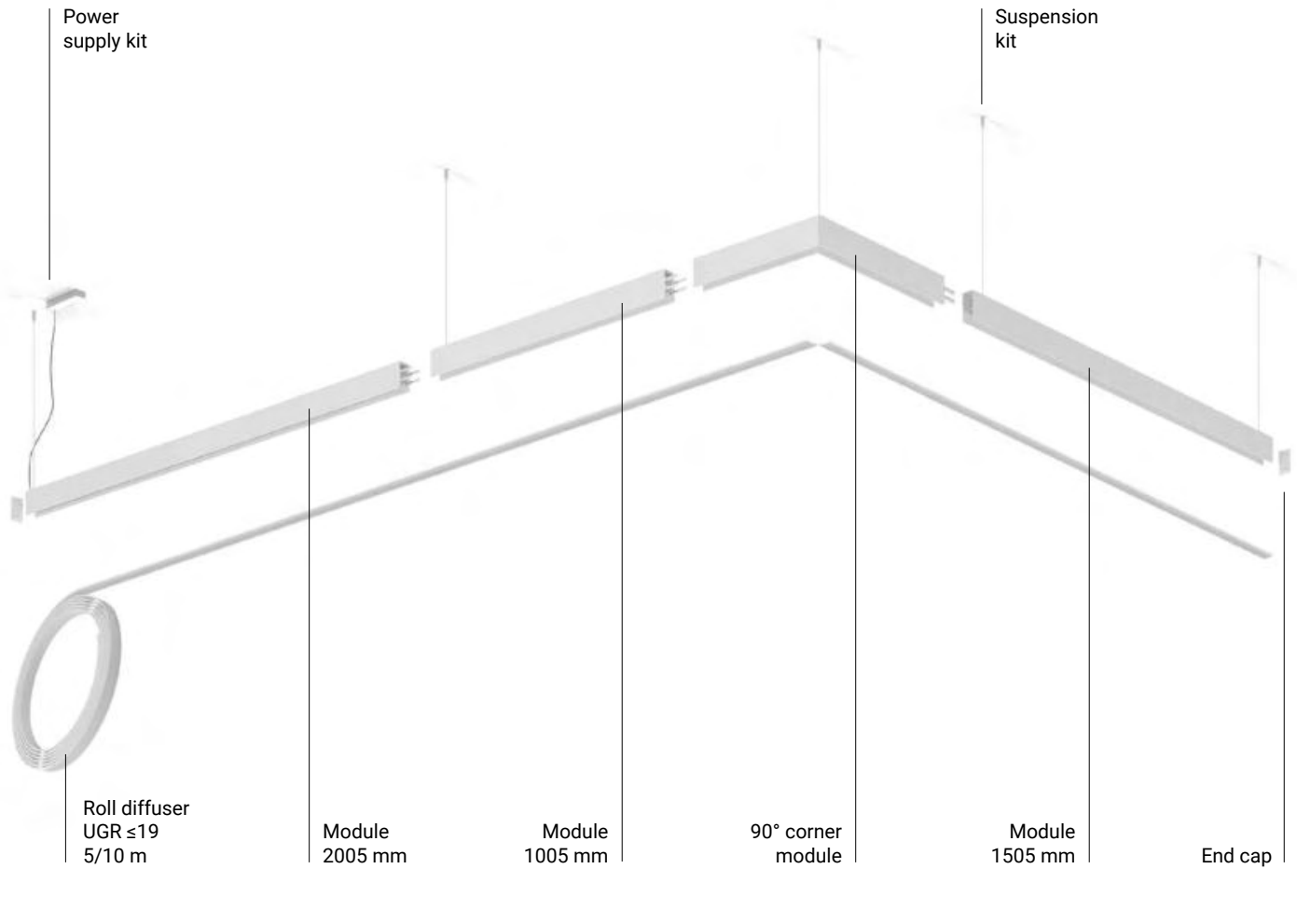
Rollip35_MP perfectly blends into the architecture and offers endless possibilities for installation, guaranteeing correct lighting in workstations, supported by excellent visual comfort.





CONTINUOUS UNINTERRUPTED LIGHT

The facilitated installation of the roll diffuser allows the development of continuous, uninterrupted lines up to 10 metres long in a single, simple assembly process.



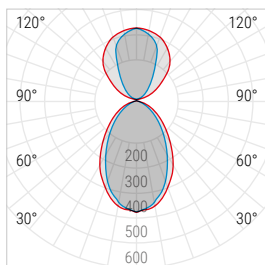
Visual comfort

The Rollip_MP system is designed to guarantee visual comfort and UGR values compliant with workplace legislation.




UGR ≤ 19

Photometric curves of Rollip35_MP 29W (76058+83240)



— C0/C180 — C90/C270





Rolip35_MP:

76058W+83240+64649+64634+64776

Worktop dimensions:

(L x P x H) 2500 x 900 x 800 mm

Ceiling height:

3000 mm

Lamp height from worktop:

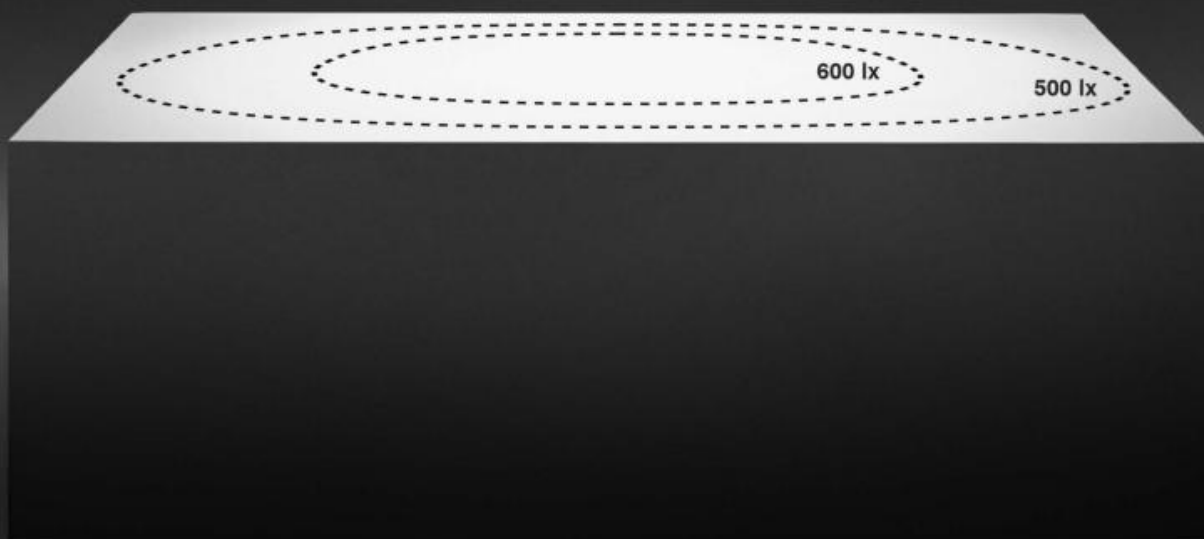
1500 mm

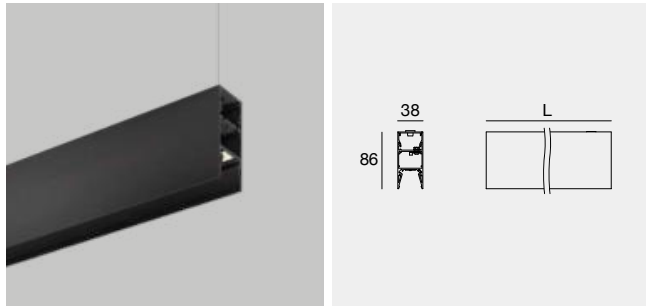
Average illuminance:

529 lx

UGR:

≤19





L=1005 mm - 29W AC

	Cri	Cct	lm S - D
WH 76058	92	W	3639 - 2602
BK 76059	92	N	3897 - 2789

DALI 2 - DALI PUSH

WH 76060	92
BK 76061	92

L=1505 mm - 41W AC

	Cri	Cct	lm S - D
WH 76062	92	W	5509 - 3943
BK 76063	92	N	5888 - 4226

DALI 2 - DALI PUSH

WH 76064	92
BK 76065	92

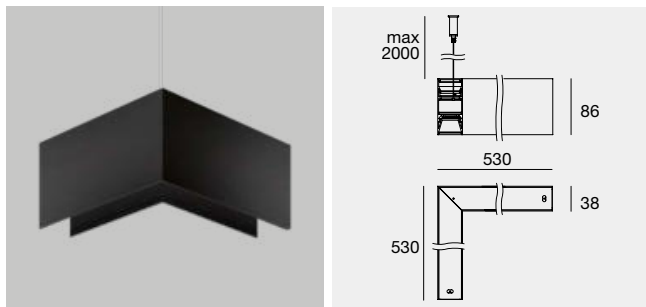
L=2005 mm - 62W AC

	Cri	Cct	lm S - D
WH 76066	92	W	7988 - 5729
BK 76067	92	N	8541 - 6141

DALI 2 - DALI PUSH

WH 76068	92
BK 76069	92

First module always to be integrated with power supply kit.
All linear modules must be completed with at least one suspension kit to be installed at one of the ends.



530x530 mm - 29W AC

	Cri	Cct	lm S - D
WH 76070	92	W	3639 - 2602
BK 76071	92	N	3897 - 2789

DALI 2 - DALI PUSH


WH 76072	92
BK 76073	92

Non-electrifiable module.

Linear Systems

Colors Cct

Rollip35_MP | Roller diffuser

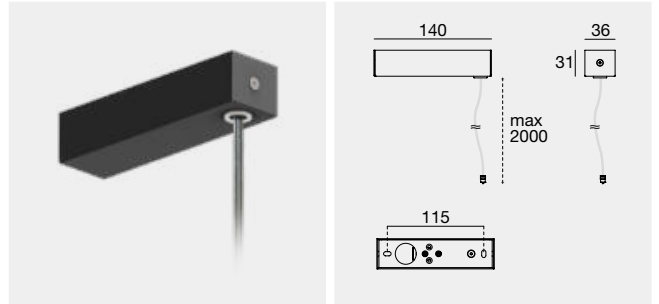


UGR<19 anti-glaring diffuser

OP	83240	5 m
OP	83241	10 m

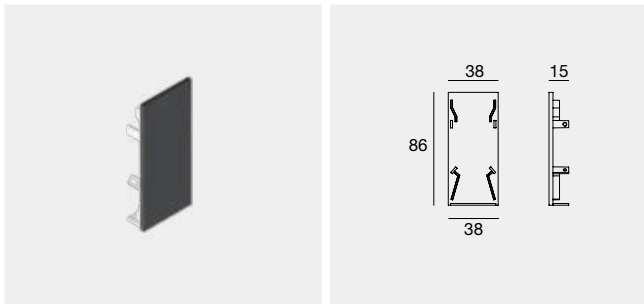
The upper diffuser comes pre-mounted with the module

Rollip35_MP | Power supply kit



	Cri	Cct	Im S - D
WH 64649	92	W	3639 - 2602
BK 63302	92	N	3897 - 2789
DALI 2			
DALI PUSH			
WH 64660			
BK 63301			

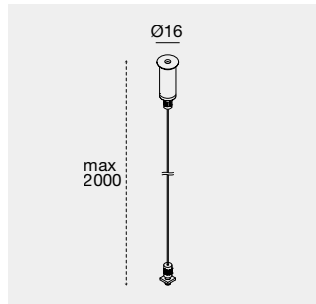
Rollip35_MP | Cap kits



2 x

WH	64634
BK	65291

Rollip35_MP | Suspension kit



Suspension kit

WH	64776	2 m
BK	65290	2 m

The suspension kit comprises a single cable. A suspension kit for each single module of the installation needs to be bought.

Colors	Cct
WH White	W 3000
OP Opaline	N 4000
BK Black	



ROLLIP_PRO HI

A FURTHER STEP TOWARDS TOTAL MINIMALISM!

Even more performance and a Total White visual effect for this new Rollip_Pro HI diffuser. Two versions, opal or with full UGR control, which guarantees up to 30% more luminous flux, for application in working environments with video terminals.



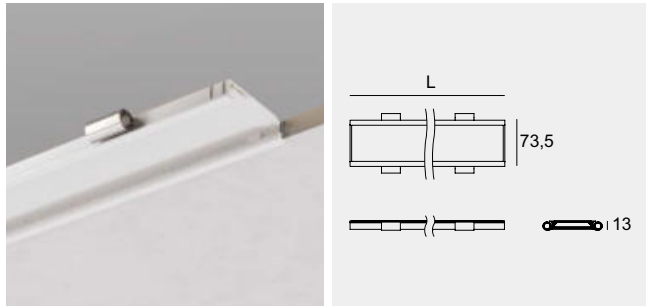
+30%

Up to 30% more luminous flux.
New total white version

2021 version

UNINTERRUPTED
CONTINUOUS LINES UP
TO 20 METRES LONG





L 595 mm - 12 W DC



WH	Cri	Cct	Im S - Im D
62470	80	W	1806 - On Req
		N	1841 - On Req
65438	92	W	1470 - On Req
		N	1573 - On Req

L 1185 mm - 24 W DC



WH	Cri	Cct	Im S - Im D
62471	80	W	3612 - On Req
		N	3682 - On Req
65439	92	W	2940 - On Req
		N	3146 - On Req

L 1505 mm - 30 W DC



WH	Cri	Cct	Im S - Im D
62472	80	W	4577 - On Req
		N	4673 - On Req
65440	92	W	3733 - On Req
		N	4000 - On Req

Electronics

99374 ON/OFF 75 W 210 x 48 x h 25	99331 ON/OFF 150 W 150 x 60 x h 35	99332 0/1-10V 150 W 150 x 60 x h 35	83062 DALI PUSH 150 W 280 x 43 x h 30	99787 DALI 240 W 244 x 71 x h 38
---	--	---	---	--



512x512 mm - 20 W DC




WH	Cri	Cct	Im S - Im D
82257	80	W	2772 - On Req
		N	2832 - On Req
65441	92	W	2268 - On Req
		N	2424 - On Req

Electronics

99374 ON/OFF 75 W 210 x 48 x h 25	99331 ON/OFF 150 W 150 x 60 x h 35	99332 0/1-10V 150 W 150 x 60 x h 35	83062 DALI PUSH 150 W 280 x 43 x h 30	99787 DALI 240 W 244 x 71 x h 38
---	--	---	---	--

Linear Systems

70



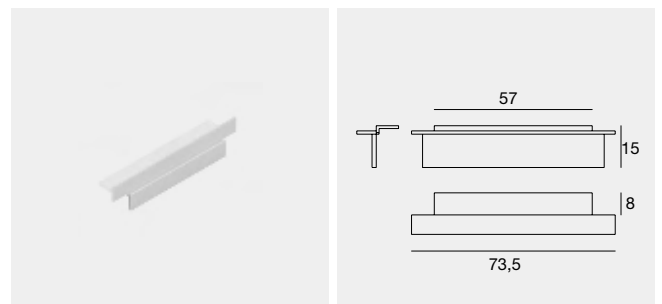
Opaline diffuser (Roller diffuser)

OP 83407	5 m
OP 83408	10 m
OP 83409	20 m

UGR<19 anti-glaring diffuser (Roller diffuser)

OP 83356	5 m
OP 83357	10 m

RollipPRO | Cap kits



Cap kits

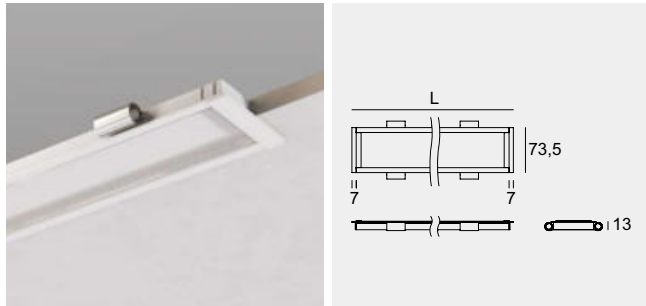
WH 62460	2 x
-----------------	-----

Colors


WH	White
OP	Opaline

Cct


W	3000
N	4000



L 1199 mm - 24 W DC

	Cri	Cct	lm S - lm D	Opt	
WH 77465	80	W	3612 - 1920	00	 67 x 1188
		N	3682 - 2011		
WH 77466	92	W	2940 - 1561	00	
		N	3146 - 1635		

L 1519 mm - 30 W DC

	Cri	Cct	lm S - lm D	Opt	
WH 77467	80	W	4577 - 2439	00	 67 x 1508
		N	4673 - 2553		
WH 77468	92	W	3733 - 1983	00	
		N	4000 - 2076		

Electronics

99374	99331	99332	83062	99787
ON/OFF 75 W 210 x 48 x h 25	ON/OFF 150 W 150 x 60 x h 35	0/1-10V 150 W 150 x 60 x h 35	DALI PUSH 150 W 280 x 43 x h 30	DALI 240 W 244 x 71 x h 38

Colors	Cct	Optics
WH White	W 3000 N 4000	00 Opal diffuser included (No UGR<19)

Spark One | Milan, Italy

Architectural design:

Progetto CMR

Lighting project:

DEERNS





NAVATA





MAXIMUM VERSATILITY IN EVERY SPACE

The Navata system expands its range of accessories with new, extremely compact bases to offer designers all the benefits of the flexibility making Navata unique to its kind.

INTEGRATED CONTROL SYSTEMS FOR FLEXIBLE LIGHT

The new base with integrated power pack has been designed to allow light fixtures in the Navata collection to be positioned in all restricted architectural contexts, for example cornices, mouldings or nooks. Despite its compact size, the base of the projector houses On/Off, DALI and DALI PUSH configurations.



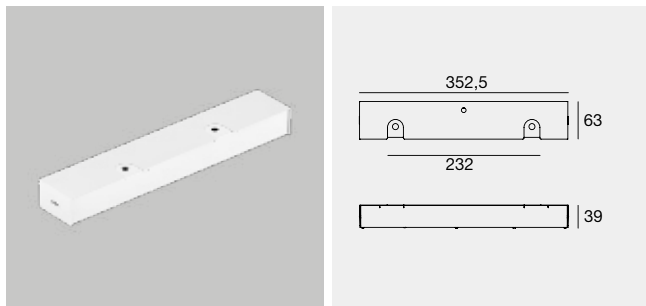
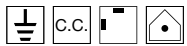


Standard base for double projector.
Size 352x63 mm H39 mm



New base for single projector.
Size 164x94 mm H39mm

Base | On/Off | 198 - 264 V AC | 300mA - 1050mA



- WH** 99938 From 11 to 38 W DC
- BK** 99943 From 11 to 38 W DC
- SN** 83055 From 11 to 38 W DC

Base | DALI | 198 - 264 V AC | 300mA - 1050mA



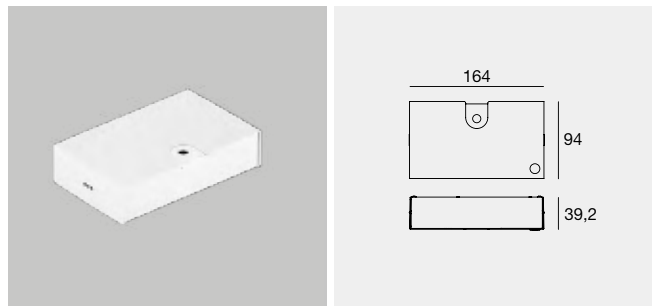
- WH** 99936 From 11 to 38 W DC
- BK** 99941 From 11 to 38 W DC
- SN** 83054 From 11 to 38 W DC

RTG: 83055 - 83054

Colors

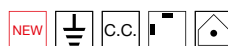
- WH** White **SN** Sand
- BK** Black

Base | DALI | 198 - 264 V AC | 300mA - 1050mA



- WH** 99946 From 11 to 38 W DC
- BK** 99951 From 11 to 38 W DC
- SN** 83051 From 11 to 38 W DC

Base | On/Off | 198 - 264 V AC | 300mA - 1050mA




- WH** 99948 From 11 to 38 W DC
- BK** 99953 From 11 to 38 W DC
- SN** 83052 From 11 to 38 W DC

NEW MICRO BASE

The new base with remote power pack has been designed to allow light fixtures in the Navata collection to be positioned in all restricted architectural contexts, for example cornices or narrow overhangs.

It measures a mere 52x32mm with a height of 20mm, and is available in three different finishes, white, black and sand, to be completed with dedicated electronics with On/Off, DALI and DALI PUSH control.



Base in scale 1:1

INSTALLATION POSSIBILITIES



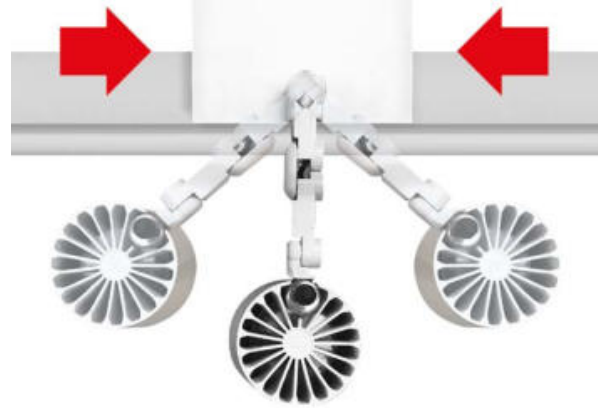
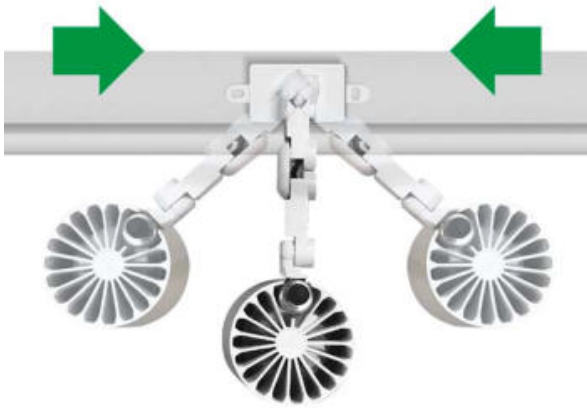
Cornice-mounted



Wall-mounted

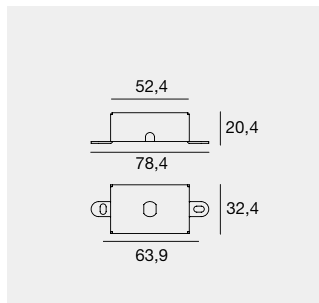


Ceiling-mounted



The base with remote power pack allows all luminaires in the Navata series to be installed in all contexts where space is limited.

Base



Electronics 300mA

99734	99730
ON/OFF	DALI PUSH
1 art.	1 art.
134 x 37 x h 31	134 x 37 x h 31

Electronics 400mA*

99734	99730
ON/OFF	DALI PUSH
1 art.	1 art.
134 x 37 x h 31	134 x 37 x h 31

* Recommended for Navata 450mA

Electronics 700mA

99112	99721
ON/OFF	DALI PUSH
1 art.	1 art.
103 x 58 x h 27	210 x 48 x h 25

Electronics 950mA

99146	99330
ON/OFF	DALI PUSH
1 art.	1 art.
103 x 58 x h 27	210 x 48 x h 25

WH 98588

BK 98589

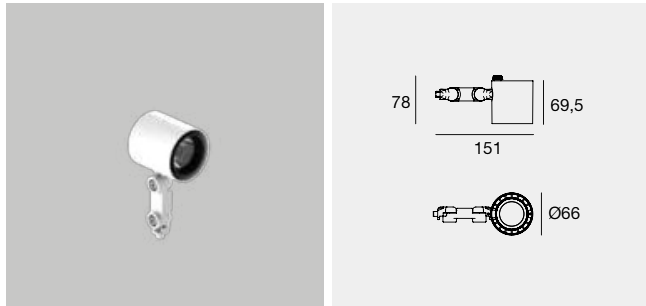
SN 83242

To be completed with remote power pack

Colors

WH White **SN** Sand
BK Black

Navata_Optus | arrayLED | 450mA | 16 W DC



Fidelity

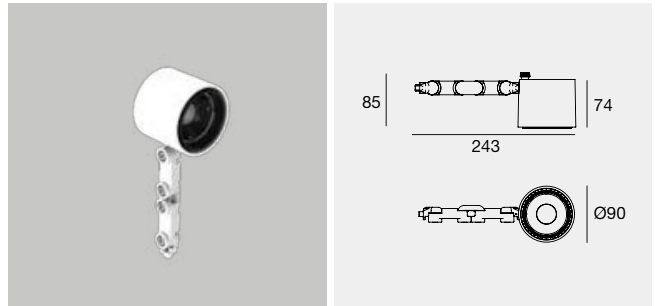
	Cri	Cct	lm S - D	Opt
WH 82385	98	M	1684 - 1260	15
BK 82386	98	W	1779 - 1334	30
SN 82902	98	N	1954 - 1433	60

Balance

WH 82383	92	M	1939 - 1448	15
BK 82384	92	W	2030 - 1516	30
SN 82903	92	N	2182 - 1630	60

Pag. 82 Optics & accessories
Pag. 77,79 Base for installation

Navata_Optus | arrayLED | 700mA | 24 W DC



Fidelity

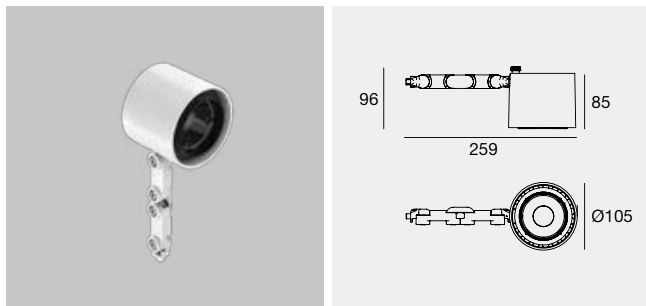
	Cri	Cct	lm S - D	Opt
WH 82391	98	M	2636 - 2114	15
BK 82392	98	W	2785 - 2231	30
SN 82905	98	N	3059 - 2453	60

Balance

WH 82389	92	M	3033 - 2410	15
BK 82390	92	W	3177 - 2546	30
SN 82906	92	N	3416 - 2796	60

Pag. 82 Optics & accessories
Pag. 77,79 Base for installation

Navata_Optus | arrayLED | 950mA | 34 W DC



Fidelity

	Cri	Cct	lm S - D	Opt
WH 82397	98	W	3608 - 2925	15
BK 82398	98	N	3964 - 3214	30
SN 82908	98			60

Balance

WH 82395	92	M	3930 - 3187	15
BK 82396	92	W	4117 - 3338	30
SN 82909	92	N	4426 - 3588	60
		C	4555 - 3694	

Pag. 82 Optics & accessories
Pag. 77,79 Base for installation

RTG: 82903W30 - 82906W30 - 82909W30

Projectors

80

Colors

WH	White	SN	Sand
BK	Black		

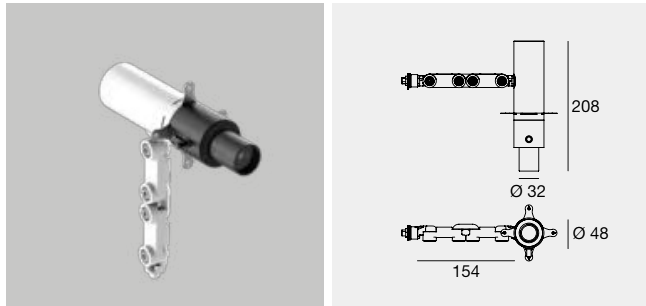
Cct

M	2700	N	4000
W	3000	C	5000

Optics

15	Spot	60	W.Flood
30	Flood		

Navata Pound Shaper distance | arrayLED | 300mA | 11 W DC

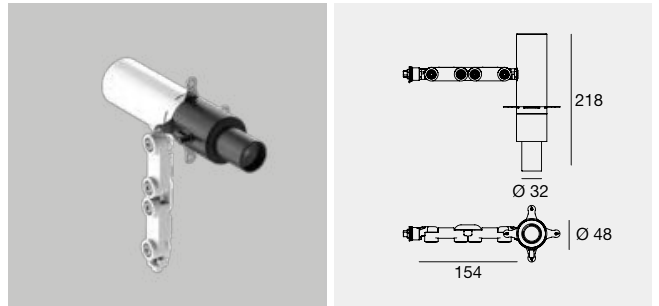


Fidelity

	Cri	Cct	Im S - D	Opt
WH 76739	98	M	1019 - On req	66
BK 76740	98	W	1076 - On req	
SN 76741	98	N	1182 - On req	

Pag. 77,79 Base for installation

Navata Pound Shaper | arrayLED | 300mA | 11 W DC

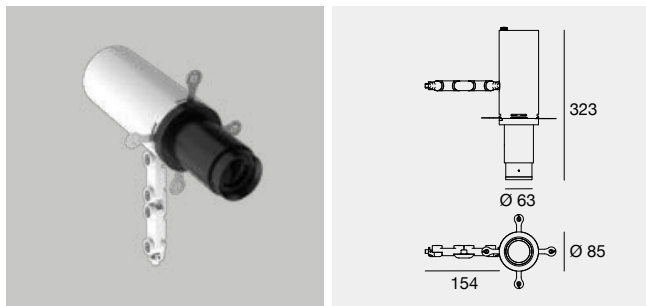


Fidelity

	Cri	Cct	Im S - D	Opt
WH 76742	98	M	1019 - On req	66
BK 76743	98	W	1076 - On req	
SN 76744	98	N	1182 - On req	

Pag. 77,79 Base for installation

Navata Pound Shaper distance | arrayLED | 700mA | 27 W DC

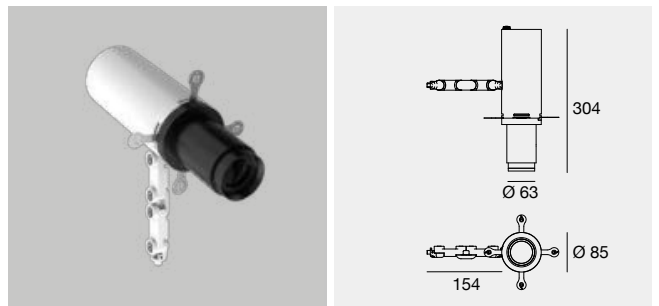


Fidelity

	Cri	Cct	Im S - D	Opt
WH 82631	98	M	2636 - On req	66
BK 82632	98	W	2785 - On req	
SN 82912	98	N	3059 - On req	

Pag. 82 Accessories
Pag. 77,79 Base for installation

Navata Pound Shaper | arrayLED | 700mA | 27 W DC



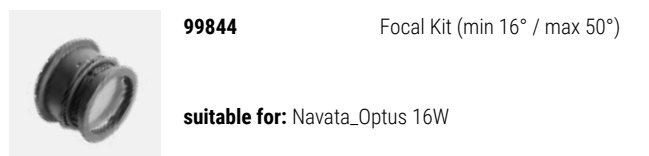
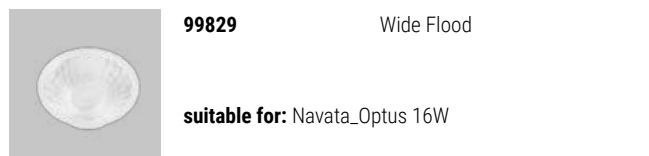
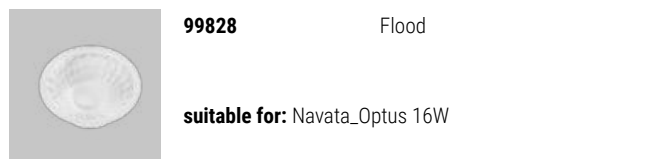
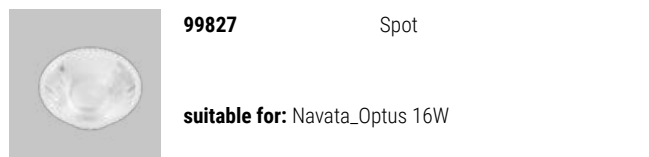
Fidelity

	Cri	Cct	Im S - D	Opt
WH 82629	98	M	2636 - On req	66
BK 82630	98	W	2785 - On req	
SN 82913	98	N	3059 - On req	

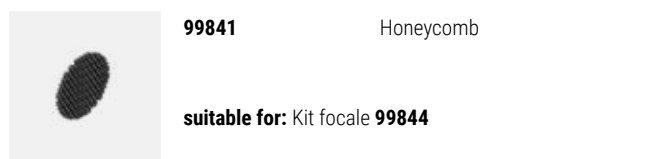
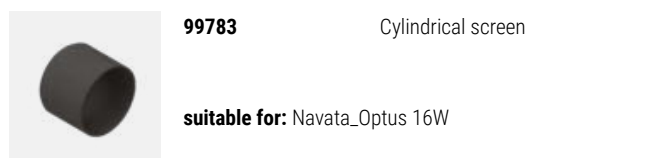
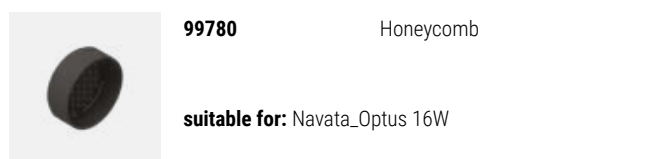
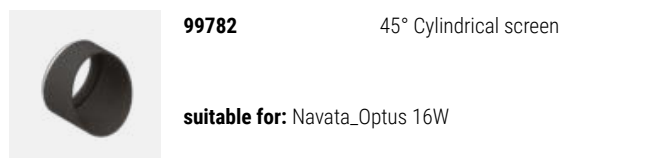
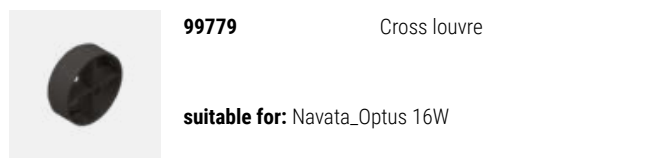
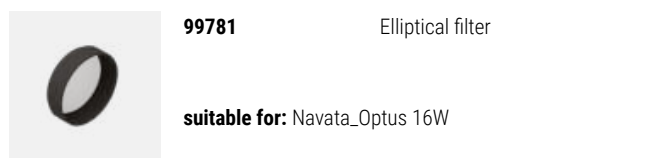
Pag. 82 Accessories
Pag. 77,79 Base for installation

Colors	Cct	Optics
WH White	M 2700	66 Shaper
BK Black	W 3000	
SN Sand	N 4000	

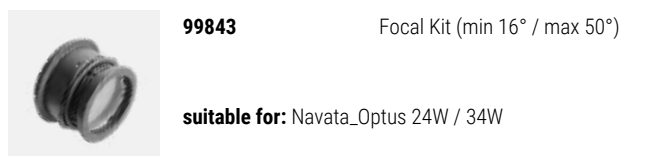
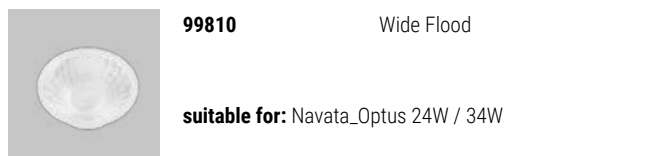
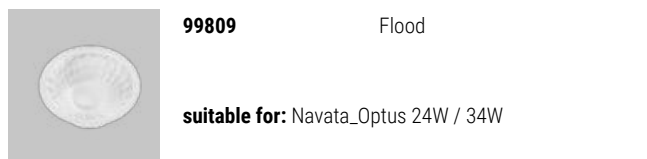
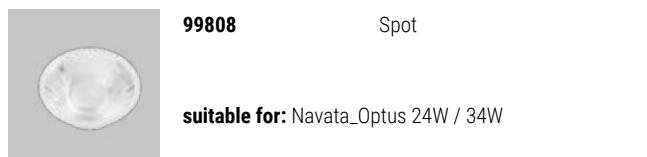
Optics



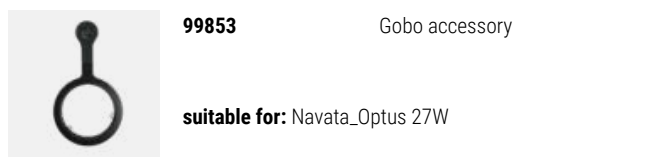
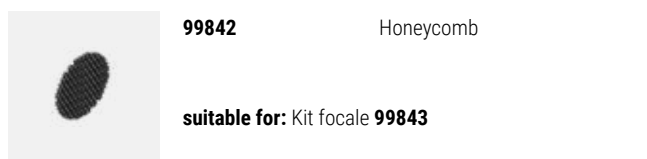
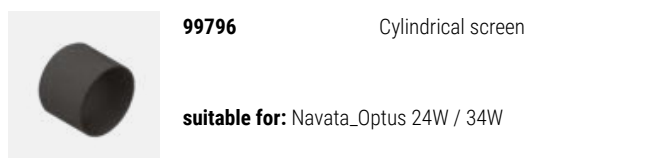
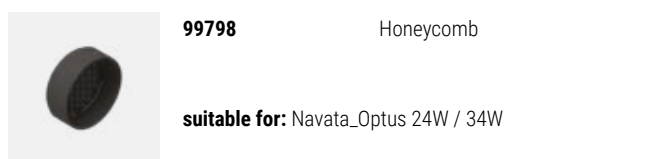
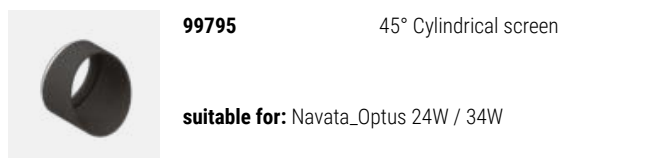
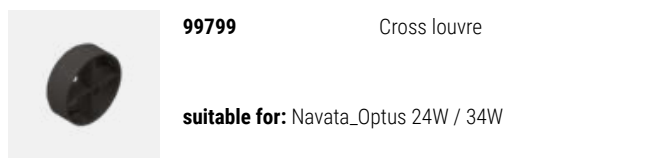
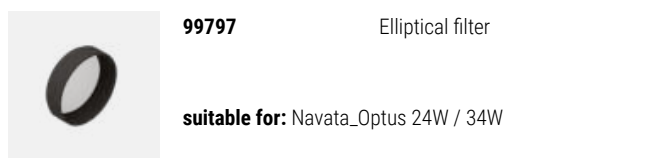
Accessories




Optics




Accessories







OUTDOOR



D-WAVE



MAXIMUM DESIGN FLEXIBILITY, EVEN IMPOSSIBLE ONES

With D-WAVE we have created the first flexible two-axis lighting system. We have given the impossible a chance. D-WAVE is the new frontier in linear outdoor marker lights. Thanks to the extreme flexibility of the fully recyclable composite material, it can be adapted to any perimeter, even the most complex and winding ones. The internal pass-through compartments, along the entire length, make it possible to insert wiring, for example, and keep it protected. At the front, various flexible linear light sources can be inserted, such as our Rubber 2D, Rubber 3D, PU_C Plus and Silicone_C. Rubber 3D light sources allow you to take full advantage of the double curvature.



Two-axis flexibility

D-WAVE is a system with the highest flexibility and adaptability available on the market. Its cross-section, studied in every detail, allows both zenithal and lateral bending, which allows D-WAVE to overcome any obstacle or embrace any path. The extruded profile, studied in every detail, can have an endless range of customisations thanks to its extreme ductility. The illumination of contemporary architecture, even the most complex and articulated, will always find its correct solution.



Zenithal flexibility



Lateral flexibility (can only be used with Rubber 3D)






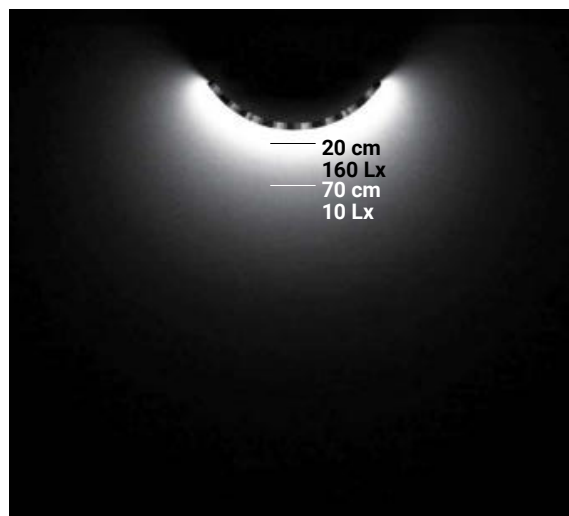


A BLADE OF LIGHT THAT SINUOUSLY ILLUMINATES THE GROUND

**D-Wave +
Rubber 2D**
10W/m | 3000K




D-Wave + Rubber 3D Optics white 22W/m | 3000K



D-Wave + Rubber 3D 10W/m | 3000K





D-Wave +
Rubber 3D
10 W/m | 2700K



BORN FOR THE FUTURE: RECYCLABLE AND CUSTOMISABLE

D-WAVE is a profile designed in every detail to meet all of the designer's needs. The base is designed to accommodate the fastening systems provided: bracket and stake. Two anchoring methods that facilitate installation by adapting to the perimeter to be followed. Engraved on the base is the Recycle 3 logo, which allows the type of material to be recognised for proper recycling.

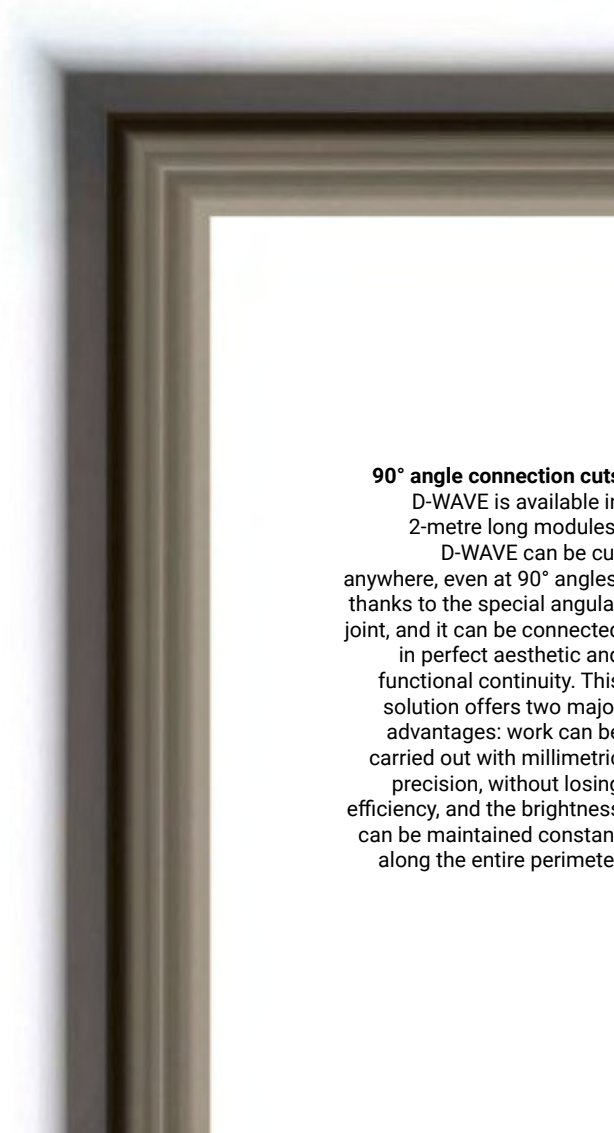


900 mm



90° bending radius in just 900 mm

Thanks to its great zenithal flexibility, D-WAVE allows to obtain wide continuous curvatures in the plane. Thanks to the material it is made of, the extruded profile can follow any type of curved perimeter, without interruptions in wiring or light falloff. By combining it with equally flexible and ductile light sources, perfect light continuity is optimised and preserved



90° angle connection cuts

D-WAVE is available in 2-metre long modules. D-WAVE can be cut anywhere, even at 90° angles, thanks to the special angular joint, and it can be connected in perfect aesthetic and functional continuity. This solution offers two major advantages: work can be carried out with millimetric precision, without losing efficiency, and the brightness can be maintained constant along the entire perimeter


Floor mounting

Thanks to the quick-release steel bracket, D-WAVE can be mounted on any floor. Positioned at a 50 cm pitch, the bracket ensures firm and continuous anchoring over the entire length of the luminaire




Ground mounting

For this type of installation, a small steel stake has been provided, which is also adjustable and can be placed at a certain pitch, ensuring continuous and safe anchoring over the entire length of the perimeter



Quick-release bracket

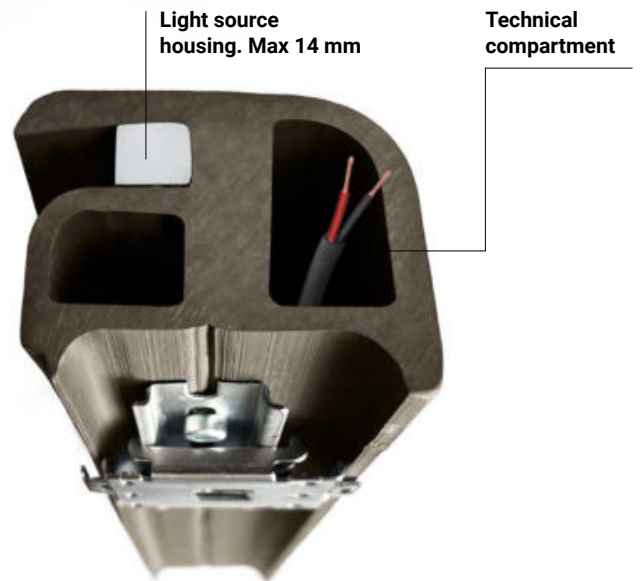
We have designed a quick-release bracket system. This is ideal in case of maintenance, replacement or relocation of the luminaire. Thanks to the rear lever, the bracket is quickly released from the profile, leaving it free, thus facilitating the planned operations



Quick-release anchor bracket

All-in-one

D-WAVE is an all-in-one extruded profile that contains the light source in the front channel: Rubber 3D, Rubber 2D, Ribbon_PU C Plus or Silicon_C, all the wiring required for your project is protected in the rear channel. The duct passing under the light source is used to support the lighting profile inserted. All the technological components that make up the D-WAVE system are housed in a single profile



Light source housing. Max 14 mm

Technical compartment

Connecting element


We have designed an invisible connecting element that contributes to the maximum aesthetic and functional continuity of D WAVE. The intermediate joint, linear or angular, allows for the continuous passage of cables and light sources without interruptions or falloff

Anchor brackets


Positioned every 50 cm, they ensure secure and stable installation on any floor or ground and with any zenithal or lateral curvature. The brackets guarantee completely safe installation in any location and in all surface conditions

Closing element

The end element that closes D-WAVE completes the marker light, making it perfectly unified and continuous along the entire length. An essential accessory from a functional and aesthetic point of view




2000 mm



Customization on site

The material D-WAVE is made of is easily customisable, whatever colour you need for your projects. Thanks to the special construction material, paint adheres easily to the entire surface (use only paints for plastic materials). Let your creativity run wild with D WAVE!

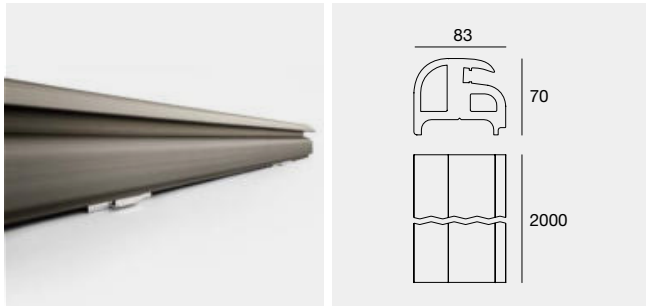




D-WAVE wall installation
with customized finish on
site RAL7024 + RAL1021




D-Wave



2000 mm

BR 77407

D-Wave | Driver ON/OFF | 120 - 240 V AC



100 W - Output 24 V DC

AL C-E400001

The power supply can be inserted inside the D-Wave profile.

Accessories

- 

ST Mounting bracket
4 x included

suitable for: D-Wave
- 

BR 77408 Right-cap accessory

suitable for: D-Wave
- 

BR 77409 Left-cap accessory

suitable for: D-Wave
- 

BR 77410 Profile jointing accessory

suitable for: D-Wave
- 

ST 77411 Fixing stake

suitable for: D-Wave

Linear Systems

Complete D-Wave with the Rubber light source

Discover
the Rubber brochure



Rubber 2D
Rubber 3D



Rubber 3D Optics



Rubber 3D Pixel

Complete D-Wave with the PU_C plus, Silicon_C light source


Discover
the PU_C plus and Silicon_C family in the Professional Architectural lighting catalogue



PU_C plus (12mm)




Silicon_C (12mm)

- 

BR 77412 Curve for external 90° corner

suitable for: D-Wave


- 

BR 77469 Curve for internal 90° corner

suitable for: D-Wave



Colors

BR Brown



BERET

INTEGRATED DRIVER



35 mm




74 mm

Scale 1:1

ADAPTABLE IN ANY CONTEXT

Beret is an extremely compact recessed up-light, with an IP67 protection rating. The power supply is built into the structure, so it can be connected directly to the power line. It is available in two shapes, round and square, with a flange of just 35mm, and in six different finishes: white, grey, chrome, brushed nickel, AISI 316 L steel and natural brass, to offer unprecedented compositional possibilities and five types of distribution angles.







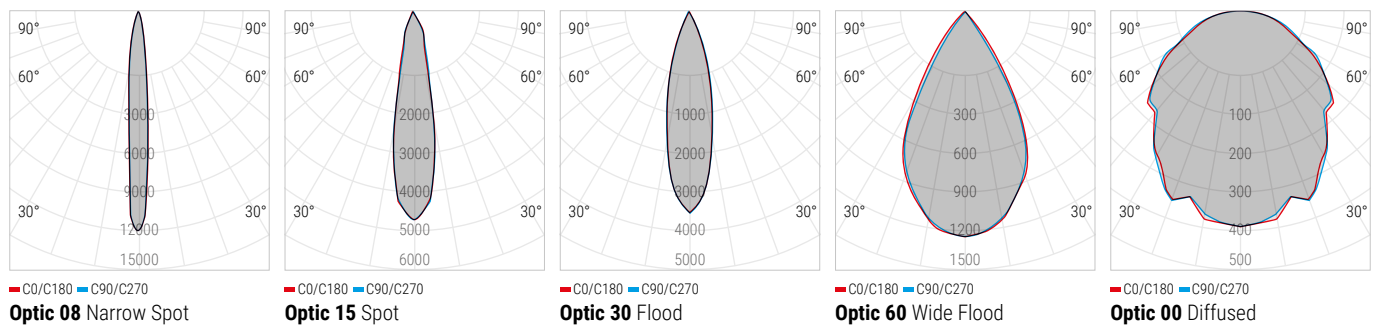
WH	Cct	Im S - Im D	Opt
WH 83568	M	233 - 131	08
GR 83569	W	249 - 149	15
CH 83565	N	266 - 159	30
NK 83566			60
ST 83567			00
BS 83570			

WH	Cct	Im S - Im D	Opt
WH 83708	M	233 - 131	08
GR 83709	W	249 - 149	15
CH 83705	N	266 - 159	30
NK 83706			60
ST 83707			00
BS 83710			

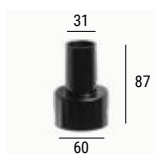
"Steel" version: body and flange made of AISI 316 L steel

"Steel" version: body and flange made of AISI 316 L steel

Photometric curves of Beret_2R 3W (83568)



Recessed casing



PVC 84918 Recessed casing

suitable for: Beret_2R / Beret_2Q

Colors			Cct		Optics			In-ground luminaires
WH White	CH Chrome	ST Steel	M 2700	N 4000	08 N.Spot	30 Flood	00 Diffused	103
GR Grey	NK Nickel	BS Brass	W 3000		15 Spot	60 W.Flood		

SUELO

INTEGRATED DRIVER



50 mm



73 mm

Scale 1:1



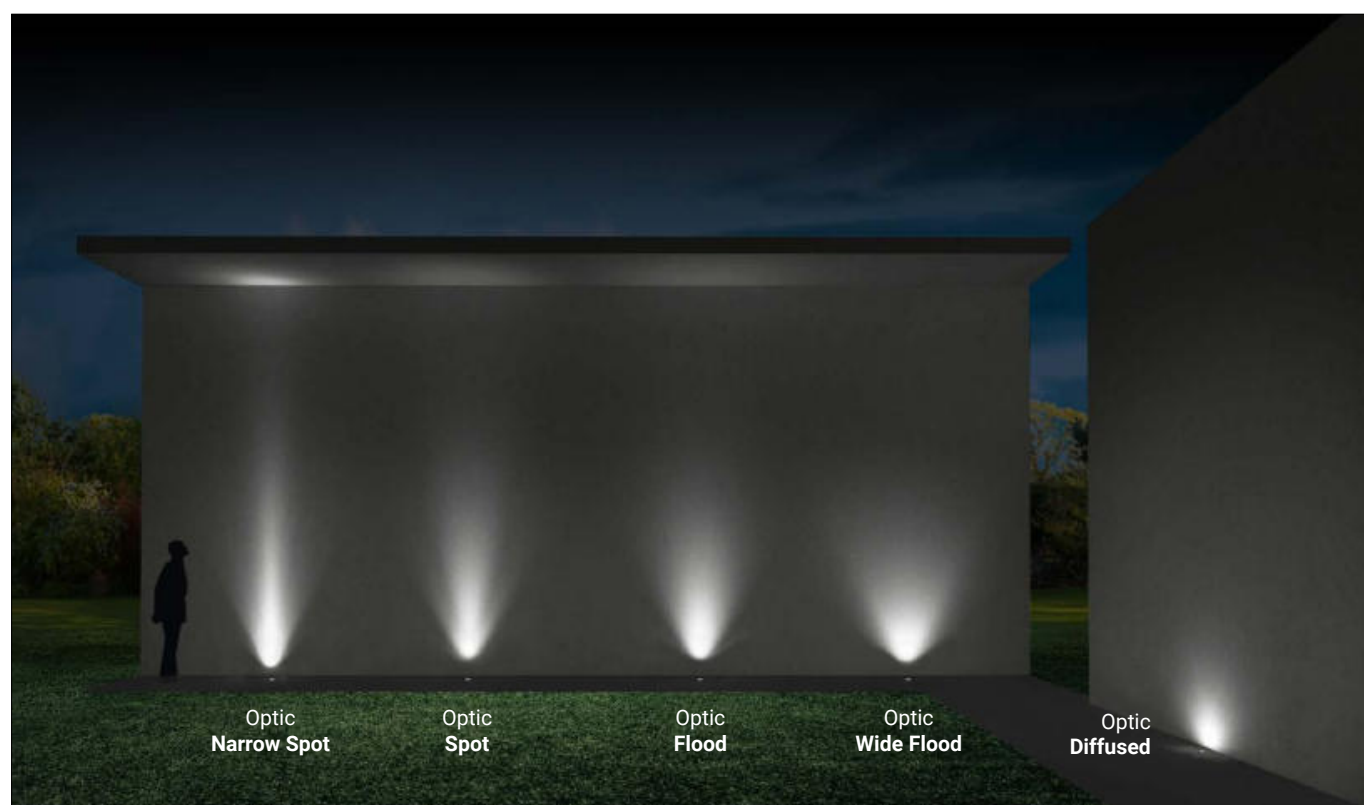
STRONG AND SAFE IN EVERY SITUATION

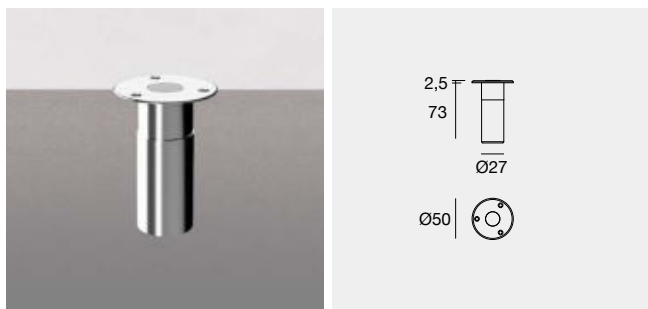


SUELO RX Pro is an extremely compact recessed up-light, with an IP67 protection rating. The power supply is built into the structure, so it can be connected directly to the power line, making installation easier. The body is made of AISI 316 L steel and they have a load capacity of up to 2000 kg.

Performance and control

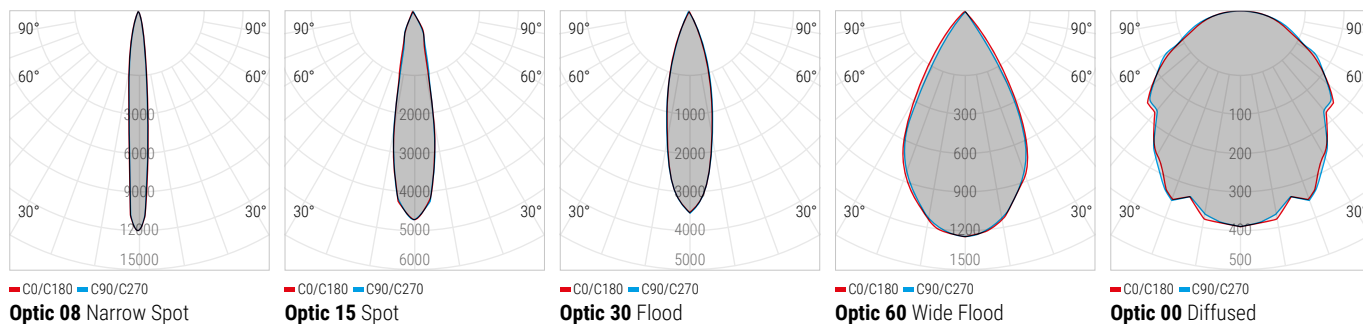
SUELO RX Pro provides the designer with five types of high performance distribution angles to enhance the different architectural details of a building.





ST	83588	Cct	lm S - lm D	Opt
		M	233 - 131	08
		W	249 - 149	15
		N	266 - 159	30
				60
				00

Photometric curves of Suelo_RX Pro 3W (83588)



Recessed casing



PVC 99685 Recessed casing

suitable for: Suelo_RX Pro

In-ground luminaires

106

Colors

ST Steel

Cct

M 2700 **N** 4000
W 3000

Optics

08 N.Spot **30** Flood **00** Diffused
15 Spot **60** W.Flood



**IT IS THE MOST
ADVERSE CONDITIONS
THAT ENHANCE AN
EXTRAORDINARY
PRODUCT**



Easy installation

The casings designed for SUELO RX Pro simplify the connection of the luminaires to the power line, thus reducing installation time. The screws anchor SUELO RX Pro to the casing structure, guaranteeing safety and solidity.



ORMA

220-240 V



ALL THE TECHNOLOGY COMBINED IN 51 MILLIMETRES

The Orma family has evolved, presenting a luminaire with an extremely small fixture, just 51 millimetres thick, which can be directly connected to the mains without the need for external power sources, allowing easier and faster installation. Its performance remains unaltered as do the materials used, all sturdy and reliable. It is available in two diameters, 97 millimetres and 138 millimetres, two powers, 7W and 11.5W, two colour temperatures, 3000K and 4000K, with high-performing optics with beam angles: Spot, Flood, Wide Flood, Diffused.



UPLIGHTS OR DOWNLIGHTS, SIMPLY CHOOSE WHERE TO INSTALL THEM

For greater design expression, Orma can be installed on false ceilings, or directly on ceilings with the appropriate formwork, or alternatively on the ground with the special outer casing guaranteeing maximum stability over time.



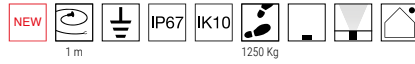
DESIGN AND
INSTALLATION,
EVERYTHING
JUST GOT
SIMPLER






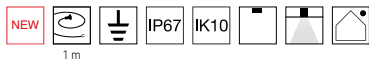
	Cct	lm S - D	Opt
ST AL 76080	W	865 - 560	15
		870 - 560	30
			60

Pag. 114 Recessed casing



	Cct	lm S - D	Opt
ST AL 76081	W	865 - 106	00
		870 - 106	

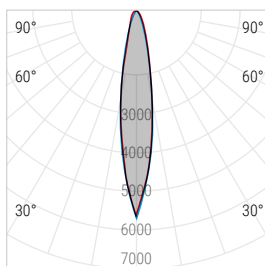
Pag. 114 Recessed casing



	Cct	lm S - D	Opt
ST AL 76180	W	865 - 560	15
		870 - 560	30
			60

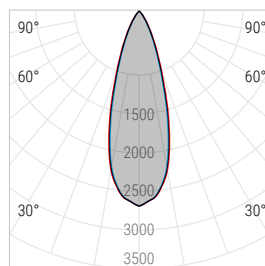
Pag. 114 Recessed casing

Photometric curves of Orma_I 7W (76080)



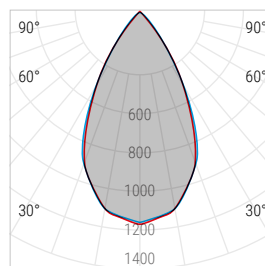
— C0/C180 — C90/C270
Optic 15 Spot

Photometric curves of Orma_I 7W (76080)



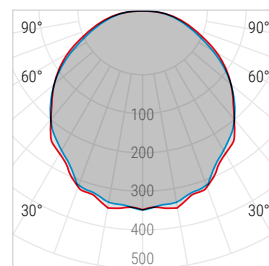
— C0/C180 — C90/C270
Optic 30 Flood

Photometric curves of Orma_I 7W (76080)




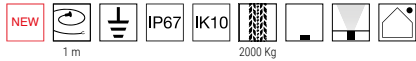
— C0/C180 — C90/C270
Optic 60 Wide Flood

Photometric curves of Orma_I 7W (76081)



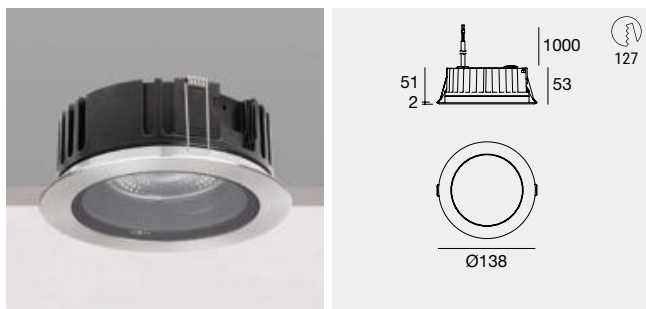
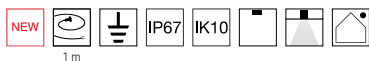
— C0/C180 — C90/C270
Optic 00 Diffused

Colors	Cct	Optics	
ST AL Steel-Aluminium	W 3000	15 Spot	60 Wide Flood
	N 4000	30 Flood	00 Diffused




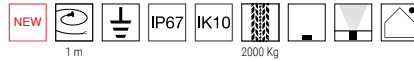
	Cct	lm S - D	Opt
ST AL 76082	W	1267 - 821	15
	N	1316 - 854	30
			60

Pag. 114 Recessed casing



	Cct	lm S - D	Opt
ST AL 76181	W	1267 - 821	15
	N	1316 - 854	30
			60

Pag. 114 Recessed casing



	Cct	lm S - D	Opt
ST AL 76083	W	865 - 208	00
	N	870 - 208	

Pag. 114 Recessed casing

Accessories

PVC 99651 Recessed casing
 suitable for: Orma_I Ø97 / Orma_IL Ø97

PVC 89373 Recessed casing
 suitable for: Orma_C Ø97

PVC 99652 Recessed casing
 suitable for: Orma_I Ø138 / Orma_IL Ø138

PVC 99749 Recessed light casing (to be completed with universal grille 99750)
 suitable for: Orma_C Ø138

PVC 99750 Universal grille for recessed light casing 99749
 suitable for: Orma_C Ø138



ORMA_Q



ALL THE ORMA TECHNOLOGY ENCAPSULATED IN A NEW SQUARE SHAPE

The Orma family has been joined by Orma_Q, a new collection of recessed luminaires with a square shape and compact sizes, ideal when the installation space is limited. It features a black, anodised die-cast aluminium body, AISI 316 stainless steel flanges and toughened and screen-printed glass. High degrees of protection: IK10 and temporary IP68.



THE RANGE

In addition to the embossed steel square flange, the range is enriched by an all-glass flush front for versions with optics. Moreover, the tilting versions can also be easily and quickly oriented by turning the appropriate screw with a slotted screwdriver, without having to open the lamp body and risk compromising its watertightness.



36x36 mm | 1/1,5 W



60x60 mm | 1,5/2 W



91x91 mm | 4 W/5 W



36x36 mm | 2/2,5/3 W



60x60 mm | 4/5 W



91x91 mm | 8/9 W



85x85 mm | 1,5/2 W



112x112 mm | 4/5 W





85x85 mm | 4/5 W



112x112 mm | 8/9 W

MORE THAN 400 COMBINATIONS AT THE SERVICE OF THE DESIGNER







Orma_Q
112x112 8W DC
3000K
Honeycomb
Wide Flood

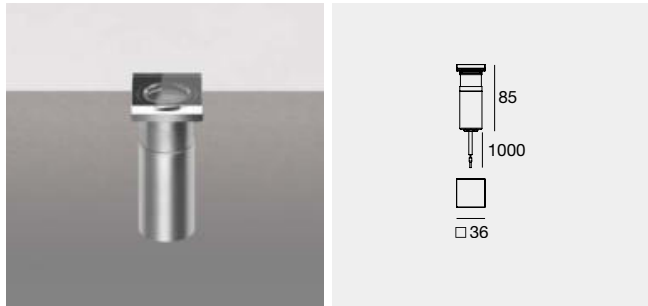
COMPACT DIMENSIONS FOR A HIGH-PERFORMANCE PRODUCT!

An uplight with reduced dimensions, up to 64 mm. The structure is designed to facilitate product installation. A complete family with versions equipped with a honeycomb filter that screens out secondary light and reduces direct glare, while maintaining a high quality output.



Orma_Q includes the QJ tilting versions, which can be easily adjusted using a slotted screwdriver on the relevant screw. The optic group can be angled from $-20^{\circ}/+20^{\circ}$

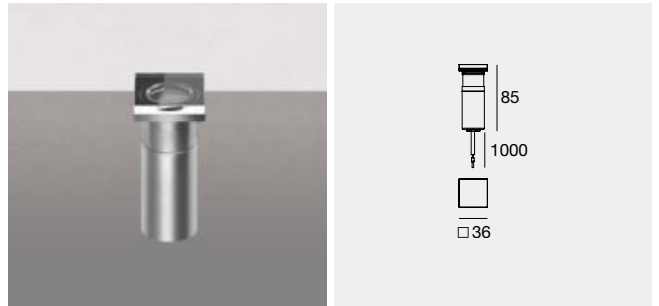




	Cct	lm S - lm D	Opt
GL AL 77281	M	266 - On req	15
	W	284 - On req	30
	N	303 - On req	60

Integrated driver

Available from February 2023



C.C. 2 W DC - 600mA

	Cct	lm S - lm D	Opt
GL AL 77279	M	266 - On req	15
	W	284 - On req	30
	N	303 - On req	60

Electronics

89420 ON/OFF 1 - 2 art. 65 x 74 x h 27	99179 ON/OFF 3 - 6 art. 80 x 100 x h 31	99186 ON/OFF 6 - 12 art. 92 x 117 x h 38	83102 DALI 1 - 14 art. 54 x 121 x h 26
--	---	--	--

C.V. 2,5 W DC - 24 V DC

	Cct	lm S - lm D	Opt
GL AL 77280	M	266 - On req	15
	W	284 - On req	30
	N	303 - On req	60

Electronics

89488 ON/OFF 1 - 5 art. 80 x 100 x h 31	89179 ON/OFF 1 - 9 art. 92 x 117 x h 38	89359 ON/OFF 1 - 18 art. 115 x 140 x h 50	99332 0/1-10V 1 - 56 art. 150 x 60 x h 35	99722 DALI 1 - 45 art. 191 x 63 x h 38
---	---	---	---	--

Available from February 2023

Recessed casing



PVC C-C100001 Recessed casing

suitable for: Orma_QF 36x36

Recessed casing



PVC C-C100001 Recessed casing

suitable for: Orma_QF 36x36

In-ground luminaires

122

Colors

GL AL Glass / Aluminum

Cct

M 2700 **N** 4000
W 3000

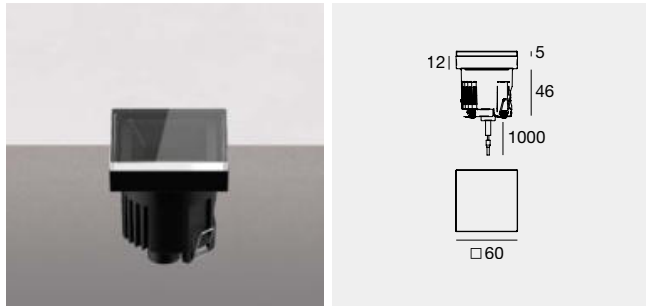
Optics

15 Spot **60** W.Flood
30 Flood

Filters

HC Honeycomb

Orma_QF | arrayLED



C.C. 4 W DC - 350mA

	Cct	Im S - Im D	Opt
GL AL 77285	M	596 - On req	15
GL AL 77287	HC	W 624 - On req	30
	N	660 - On req	60

Electronics

89421	99183	83100
ON/OFF	ON/OFF	DALI
1 art.	2 - 3 art.	1 - 4 art.
65 x 74 x h 27	80 x 100 x h 31	54 x 121 x h 26

C.V. 5 W DC - 24 V DC

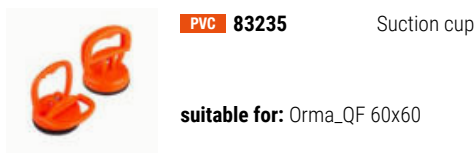
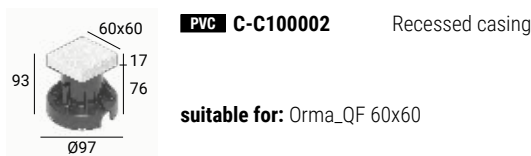
	Cct	Im S - Im D	Opt
GL AL 77291	M	596 - On req	15
GL AL 77293	HC	W 624 - On req	30
	N	660 - On req	60

Electronics

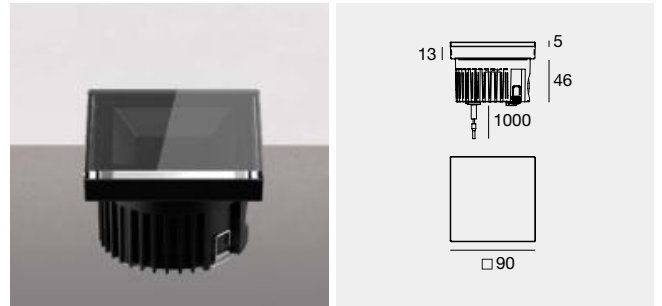
89488	89179	89359	99332	99722
ON/OFF	ON/OFF	ON/OFF	0/1-10V	DALI
1 - 2 art.	1 - 4 art.	1 - 9 art.	1 - 29 art.	1 - 23 art.
100 x 80 x h 31	117 x 92 x h 38	140 x 115 x h 50	150 x 60 x h 35	191 x 63 x h 38

Available from February 2023

Recessed casing, accessories



Orma_QF | arrayLED



C.C. 8 W DC 220mA

	Cct	Im S - Im D	Opt
GL AL 77305	M	1088 - On req	15
GL AL 77307	HC	W 1088 - On req	30
	N	1173 - On req	60

Electronics

99342	83154
ON/OFF	DALI
1 art.	1 art.
80 x 100 x h 31	54 x 121 x h 26

C.V. 9 W DC - 24 V DC

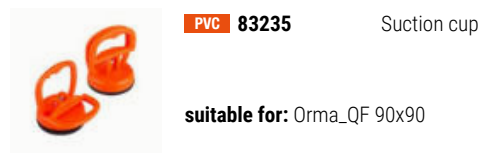
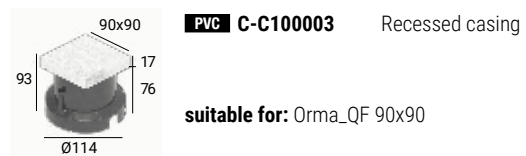
	Cct	Im S - Im D	Opt
GL AL 77311	M	1088 - On req	15
GL AL 77313	HC	W 1088 - On req	30
	N	1173 - On req	60

Electronics

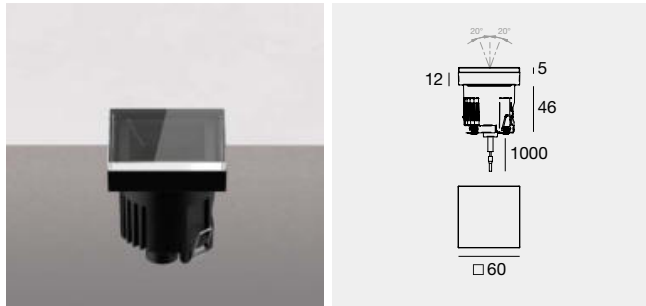
89179	89359	99331	99332	99722
ON/OFF	ON/OFF	ON/OFF	0/1-10V	DALI
1 - 2 art.	1 - 5 art.	1 - 15 art.	1 - 15 art.	1 - 12 art.
117 x 92 x h 38	140 x 115 x h 50	158 x 60 x h 35	158 x 60 x h 35	191 x 63 x h 38

Available from February 2023

Recessed casing, accessories



Colors	Cct	Optics	Filters	In-ground luminaires
GL AL Glass / Aluminum	M 2700 W 3000	N 4000 15 Spot 30 Flood	60 W.Flood HC Honeycomb	



C.C. 4 W DC - 350mA

	Cct	Im S - Im D	Opt
GL AL 77295	M	596 - On req	15
GL AL 77297	HC W	624 - On req	30
	N	660 - On req	60

Electronics

89421	99183	83100
ON/OFF 1 art. 65 x 74 x h 27	ON/OFF 2 - 3 art. 80 x 100 x h 31	DALI 1 - 4 art. 54 x 121 x h 26

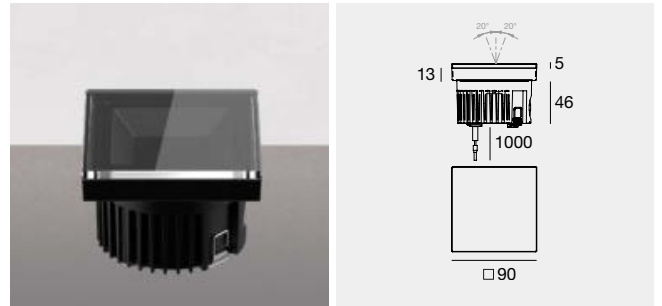
C.V. 5 W DC - 24 V DC

	Cct	Im S - Im D	Opt
GL AL 77299	M	596 - On req	15
GL AL 77301	HC W	624 - On req	30
	N	660 - On req	60

Electronics

89488	89179	89359	99332	99722
ON/OFF 1 - 2 art. 100 x 80 x h 31	ON/OFF 1 - 4 art. 117 x 92 x h 38	ON/OFF 1 - 9 art. 140 x 115 x h 50	0/1-10V 1 - 29 art. 150 x 60 x h 35	DALI 1 - 23 art. 191 x 63 x h 38

Available from February 2023



C.C. 8 W DC 220mA

	Cct	Im S - Im D	Opt
GL AL 77315	M	1088 - On req	15
GL AL 77317	HC W	1088 - On req	30
	N	1173 - On req	60

Electronics

99342	83154
ON/OFF 1 art. 80 x 100 x h 31	DALI 1 art. 54 x 121 x h 26

C.V. 9 W DC - 24 V DC

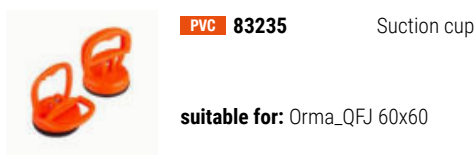
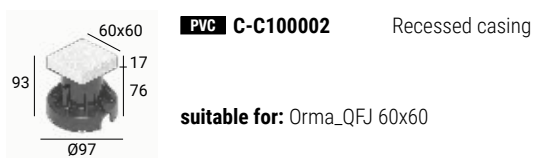
	Cct	Im S - Im D	Opt
GL AL 77319	M	1088 - On req	15
GL AL 77321	HC W	1088 - On req	30
	N	1173 - On req	60

Electronics

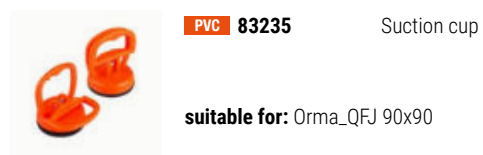
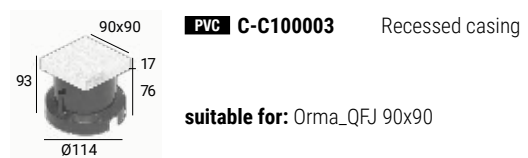
89179	89359	99331	99332	99722
ON/OFF 1 - 2 art. 117 x 92 x h 38	ON/OFF 1 - 5 art. 140 x 115 x h 50	ON/OFF 1 - 15 art. 158 x 60 x h 35	0/1-10V 1 - 15 art. 158 x 60 x h 35	DALI 1 - 12 art. 191 x 63 x h 38

Available from February 2023

Recessed casing, accessories



Recessed casing, accessories



In-ground luminaires

124

Colors

GL AL Glass / Aluminum

Cct

M 2700 N 4000
W 3000

Optics

15 Spot 60 W.Flood
30 Flood

Filters

HC Honeycomb





GL AL 77278	Cct	lm S - lm D	Opt
M	145	- On req	00
W	154	- On req	
N	165	- On req	

Integrated driver

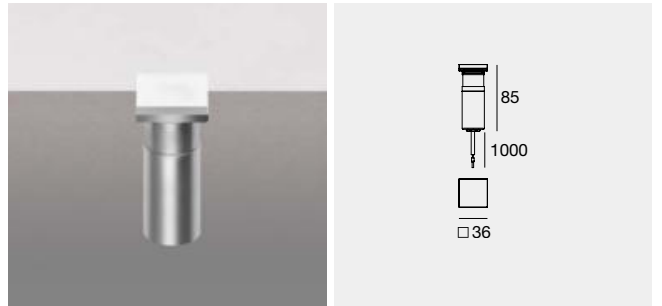
Available from February 2023



Orma_QFL 1,5W | OFF



Orma_QFL 1,5W | ON



C.C. 1 W DC - 350mA

GL AL 77276	Cct	lm S - lm D	Opt
M	145	- On req	00
W	154	- On req	
N	165	- On req	

Electronics

89419	89421	99183	83100
ON/OFF 1 - 2 art. 65 x 74 x h 27	ON/OFF 3 - 6 art. 65 x 74 x h 27	ON/OFF 6 - 12 art. 80 x 100 x h 31	DALI 1 - 14 art. 54 x 121 x h 26

C.V. 1,5 W DC - 24 V DC

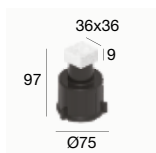
GL AL 77277	Cct	lm S - lm D	Opt
M	145	- On req	00
W	154	- On req	
N	165	- On req	

Electronics

89488	89179	89359	99332	99722
ON/OFF 1 - 9 art. 80 x 100 x h 31	ON/OFF 1 - 15 art. 92 x 117 x h 38	ON/OFF 1 - 30 art. 115 x 140 x h 50	0/1-10V 1 - 98 art. 60 x 158 x h 35	DALI 1 - 78 art. 63 x 191 x h 38

Available from February 2023

Recessed casing



PVC C-C100001 Recessed casing

suitable for: Orma_QFL 36x36

Recessed casing



PVC C-C100001 Recessed casing

suitable for: Orma_QFL 36x36

In-ground luminaires

Colors


GL AL Glass / Aluminum

Cct

M 2700
W 3000

Optics

N 4000
00 Diffused



C.C. 1,5 W DC - 500mA

	Cct	Im S - Im D	Opt
GL AL 77283	M	187 - On req	00
	W	199 - On req	
	N	213 - On req	

Electronics

89422 ON/OFF 1 - 2 art. 65 x 74 x h 27	89423 ON/OFF 2 - 3 art. 65 x 74 x h 27	99181 ON/OFF 3 - 6 art. 80 x 100 x h 31	99185 ON/OFF 6 - 12 art. 92 x 117 x h 38	83101 DALI 1 - 12 art. 54 x 121 x h 26
--	--	---	--	--

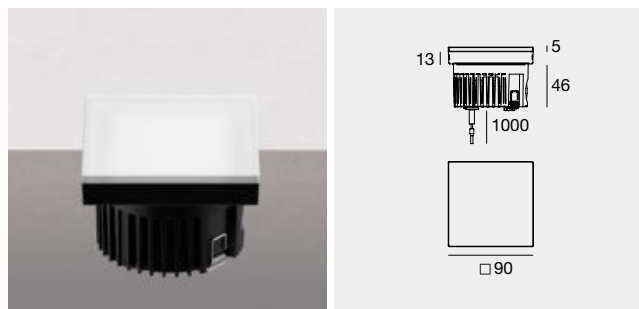
C.V. 2 W DC - 24 V DC

	Cct	Im S - Im D	Opt
GL AL 77289	M	187 - On req	00
	W	199 - On req	
	N	213 - On req	

Electronics

89488 ON/OFF 1 - 5 art. 80 x 100 x h 31	89179 ON/OFF 1 - 9 art. 92 x 117 x h 38	89359 ON/OFF 1 - 18 art. 115 x 140 x h 50	99332 0/1-10V 1 - 56 art. 150 x 60 x h 35	99722 DALI 1 - 45 art. 191 x 63 x h 38
---	---	---	---	--

Available from February 2023



C.C. 4 W DC 350mA

	Cct	Im S - Im D	Opt
GL AL 77303	M	482 - On req	00
	W	482 - On req	
	N	520 - On req	

Electronics

89421 ON/OFF 1 art. 65 x 74 x h 27	99183 ON/OFF 2 - 3 art. 80 x 100 x h 31	83100 DALI 1 - 4 art. 54 x 121 x h 26
--	---	---

C.V. 5 W DC - 24 V DC

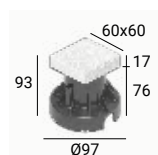
	Cct	Im S - Im D	Opt
GL AL 77309	M	482 - On req	00
	W	482 - On req	
	N	520 - On req	

Electronics

89488 ON/OFF 1 - 2 art. 100 x 80 x h 31	89179 ON/OFF 1 - 4 art. 117 x 92 x h 38	89359 ON/OFF 1 - 9 art. 140 x 115 x h 50	99332 0/1-10V 1 - 29 art. 150 x 60 x h 35	99722 DALI 1 - 23 art. 191 x 63 x h 38
---	---	--	---	--

Available from February 2023

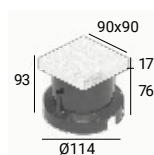
Recessed casing, accessories



PVC C-C100002 Recessed casing

suitable for: Orma_QFL 60x60

Recessed casing, accessories

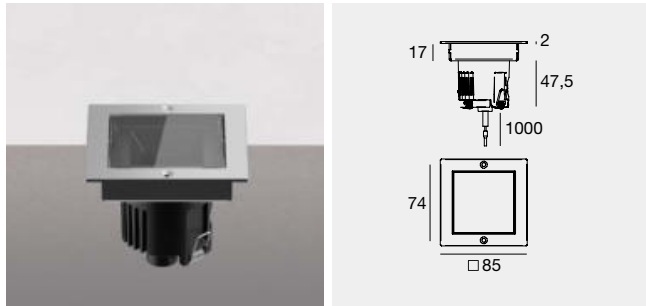


PVC C-C100003 Recessed casing

suitable for: Orma_QFL 90x90

Colors	Cct	Optics
GL AL Glass / Aluminum	M 2700 N 4000 W 3000	00 Diffused

In-ground luminaires



C.C. 4 W DC - 350mA

	Cct	lm S - lm D	Opt
ST AL 77284	M	596 - On req	15
ST AL 77286 HC	W	624 - On req	30
	N	660 - On req	60

Electronics

89421	99183	83100
ON/OFF 1 art. 65 x 74 x h 27	ON/OFF 2 - 3 art. 80 x 100 x h 31	DALI 1 - 4 art. 54 x 121 x h 26

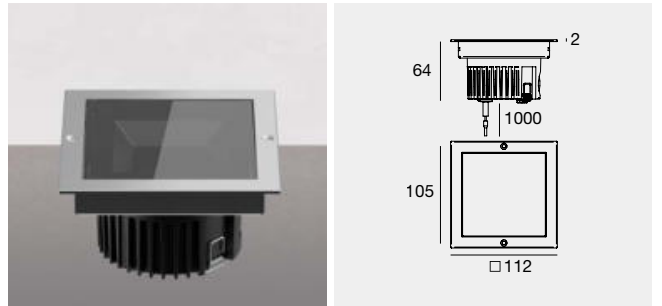
C.V. 5 W DC - 24 V DC

	Cct	lm S - lm D	Opt
ST AL 77290	M	596 - On req	15
ST AL 77292 HC	W	624 - On req	30
	N	660 - On req	60

Electronics

89488	89179	89359	99332	99722
ON/OFF 1 - 2 art. 100 x 80 x h 31	ON/OFF 1 - 4 art. 117 x 92 x h 38	ON/OFF 1 - 9 art. 140 x 115 x h 50	0/1-10V 1 - 29 art. 150 x 60 x h 35	DALI 1 - 23 art. 191 x 63 x h 38

Available from February 2023



C.C. 8 W DC 220mA

	Cct	lm S - lm D	Opt
ST AL 77304	M	1088 - On req	15
ST AL 77306 HC	W	1088 - On req	30
	N	1173 - On req	60

Electronics

99342	83154
ON/OFF 1 art. 80 x 100 x h 31	DALI 1 art. 54 x 121 x h 26

C.V. 9 W DC - 24 V DC

	Cct	lm S - lm D	Opt
ST AL 77310	M	1088 - On req	15
ST AL 77312 HC	W	1088 - On req	30
	N	1173 - On req	60

Electronics

89179	89359	99331	99332	99722
ON/OFF 1 - 2 art. 117 x 92 x h 38	ON/OFF 1 - 5 art. 140 x 115 x h 50	ON/OFF 1 - 15 art. 158 x 60 x h 35	0/1-10V 1 - 15 art. 158 x 60 x h 35	DALI 1 - 12 art. 191 x 63 x h 38

Available from February 2023

Recessed casing



PVC 83411 Recessed casing

suitable for: Orma_Q 85x85

Recessed casing



PVC 83410 Recessed casing

suitable for: Orma_Q 112x112

In-ground luminaires

128

Colors

ST AL Steel / Aluminum

Cct

M 2700 **N** 4000
W 3000

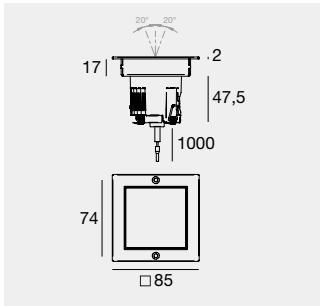
Optics

15 Spot **60** W.Flood
30 Flood

Filters

HC Honeycomb

Orma_QJ | arrayLEDs



C.C. 4 W DC - 350mA

	Cct	Im S - Im D	Opt
ST AL 77294	M	596 - On req	15
ST AL 77296 HC	W	624 - On req	30
	N	660 - On req	60

Electronics

89421	99183	83100
ON/OFF 1 art. 65 x 74 x h 27	ON/OFF 2 - 3 art. 80 x 100 x h 31	DALI 1 - 4 art. 54 x 121 x h 26

C.V. 5 W DC - 24 V DC

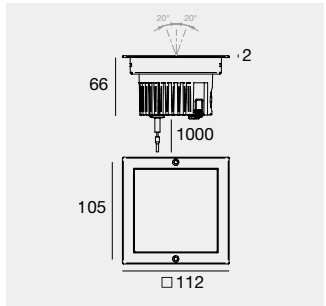

	Cct	Im S - Im D	Opt
ST AL 77298	M	596 - On req	15
ST AL 77300 HC	W	624 - On req	30
	N	660 - On req	60

Electronics

89488	89179	89359	99332	99722
ON/OFF 1 - 2 art. 100 x 80 x h 31	ON/OFF 1 - 4 art. 117 x 92 x h 38	ON/OFF 1 - 9 art. 140 x 115 x h 50	0/1-10V 1 - 29 art. 150 x 60 x h 35	DALI 1 - 23 art. 191 x 63 x h 38

Available from February 2023

Orma_QJ | arrayLEDs



C.C. 8 W DC 220mA

	Cct	Im S - Im D	Opt
ST AL 77314	M	1088 - On req	15
ST AL 77316 HC	W	1088 - On req	30
	N	1173 - On req	60

Electronics

99342	83154
ON/OFF 1 art. 80 x 100 x h 31	DALI 1 art. 54 x 121 x h 26

C.V. 9 W DC - 24 V DC

	Cct	Im S - Im D	Opt
ST AL 77318	M	1088 - On req	15
ST AL 77320 HC	W	1088 - On req	30
	N	1173 - On req	60

Electronics

89179	89359	99331	99332	99722
ON/OFF 1 - 2 art. 117 x 92 x h 38	ON/OFF 1 - 5 art. 140 x 115 x h 50	ON/OFF 1 - 15 art. 158 x 60 x h 35	0/1-10V 1 - 15 art. 158 x 60 x h 35	DALI 1 - 12 art. 191 x 63 x h 38

Available from February 2023

Recessed casing



PVC 83411 Recessed casing

suitable for: Orma_QJ 85x85

Recessed casing



PVC 83410 Recessed casing

suitable for: Orma_QJ 112x112

Colors

ST AL Steel / Aluminum

Cct

M 2700 **N** 4000
W 3000

Optics

15 Spot **60** W.Flood
30 Flood

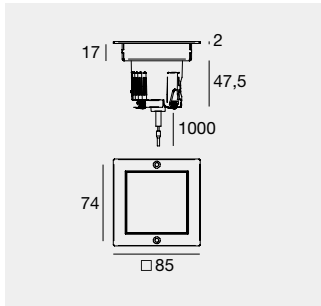
Filters

HC Honeycomb

In-ground luminaires



Orma_QL | powerLED



C.C. 1,5 W DC - 500mA

	Cct	lm S - lm D	Opt
ST AL 77282	M	187 - On req	00
	W	199 - On req	
	N	213 - On req	

Electronics

89422	89423	99181	99185	83101
ON/OFF	ON/OFF	ON/OFF	ON/OFF	DALI
1 - 2 art.	2 - 3 art.	3 - 6 art.	6 - 12 art.	1 - 12 art.
65 x 74 x h 27	65 x 74 x h 27	80 x 100 x h 31	92 x 117 x h 38	54 x 121 x h 26

C.V. 2 W DC - 24 V DC

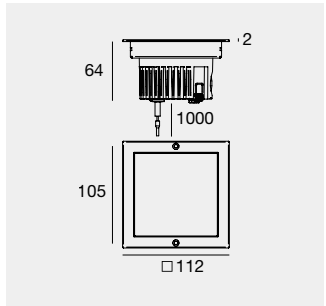
	Cct	lm S - lm D	Opt
ST AL 77288	M	187 - On req	00
	W	199 - On req	
	N	213 - On req	

Electronics

89488	89179	89359	99332	99722
ON/OFF	ON/OFF	ON/OFF	0/1-10V	DALI
1 - 5 art.	1 - 9 art.	1 - 18 art.	1 - 56 art.	1 - 45 art.
80 x 100 x h 31	92 x 117 x h 38	115 x 140 x h 50	150 x 60 x h 35	191 x 63 x h 38

Available from February 2023

Orma_QL | powerLED



C.C. 4 W DC 350mA

	Cct	lm S - lm D	Opt
ST AL 77302	M	482 - On req	00
	W	482 - On req	
	N	520 - On req	

Electronics

89421	99183	83100
ON/OFF	ON/OFF	DALI
1 art.	2 - 3 art.	1 - 4 art.
65 x 74 x h 27	80 x 100 x h 31	54 x 121 x h 26

C.V. 5 W DC - 24 V DC

	Cct	lm S - lm D	Opt
ST AL 77308	M	482 - On req	00
	W	482 - On req	
	N	520 - On req	

Electronics

89488	89179	89359	99332	99722
ON/OFF	ON/OFF	ON/OFF	0/1-10V	DALI
1 - 2 art.	1 - 4 art.	1 - 9 art.	1 - 29 art.	1 - 23 art.
100 x 80 x h 31	117 x 92 x h 38	140 x 115 x h 50	150 x 60 x h 35	191 x 63 x h 38

Available from February 2023

Recessed casing



PVC 83411 Recessed casing

suitable for: Orma_QL 85x85

Recessed casing



PVC 83410 Recessed casing

suitable for: Orma_QL 112x112

Colors

ST AL Steel / Aluminum


Cct

M 2700 **N** 4000
W 3000

Optics

00 Diffused

In-ground luminaires



CUBIT

CUBIT: THE PROTAGONISTS OF YOUR PROJECTS

CUBIT is an essential luminaire that becomes the protagonist of your lighting project thanks to its extremely clean aesthetics. Its formal simplicity conceals sophisticated, cutting-edge technology in terms of lighting, optics and performance. The lower optical cell is recessed and without glass in the PRO version; this allows the light to expand at its best without dazzling. The different combinations provided allow the designer to work with a wide range of possibilities, playing with symmetries and openings. CUBIT can illustrate a place by emphasising the distinctive architectural elements of a building, or it can transform an urban landscape by adding luminous signs or patterns on vertical surfaces.







Cubit_Pro
114x114 11W AC
3000K
Single Emission
Spot (Cell)

FOUR DIMENSIONS FOR ENDLESS LIGHT EFFECTS



134x134x133 mm



114x114x113 mm

OPTICS **CUBIT** SINGLE EMISSION



15 Spot
30 Flood
60 W.Flood
12 E.W.Flood
00 Diffused

OPTICS **CUBIT** DOUBLE EMISSION



15+15 Spot+Spot
30+30 Flood+Flood
60+60 W.Flood+W.Flood
12+12 E.W.Flood+E.W.Flood
00+00 Diffused+Diffused

CUBIT is available in four sizes: 134, 114, 89 and 61 mm. One or two light outputs (from opposite sides of the cube) and seven different beam openings: Ultra Spot, Spot, Medium Flood, Wide Flood, Extra Wide Flood, Diffused and Asymmetric. The combination of symmetrical and asymmetrical optics increases the possible effects, and thanks to its minimalist form, CUBIT can be positioned freely on the wall.




89x89x88 mm



61x61x60 mm

OPTICS CUBIT PRO SINGLE EMISSION



05
U.Spot

15
Spot

30
M.Flood

60
W.Flood

07
Asymmetric

12
E.W.Flood

00
Diffused

Only for 61x61x60 mm

OPTICS CUBIT PRO DOUBLE EMISSION



15+15
Spot+Spot

30+30
M.Flood+M.Flood

60+60
W.Flood+W.Flood

15+05
Spot+U.Spot

30+05
M.Flood+U.Spot

60+05
W.Flood+U.Spot

OPTICS CUBIT PRO DOUBLE EMISSION



15+07
Spot+Asymm

30+07
M.Flood+Asymm

60+07
W.Flood+Asymm

30+15
M.Flood+Spot

60+15
W.Flood+Spot

12+12
E.W.Flood+E.W.Flood

00+00
Diffused+Diffused

Only for 61x61x60 mm

COLOURS FOR ALL ARCHITECTURAL STYLES



CUBIT is available in five subtly neutral finishes, so it can blend in or stand out against any architecture. White, Grey, Black, Dark Brown and Primer are colours suitable for and adaptable to any context. The perfect neutrality of the chosen colours, together with the many lighting effects, make CUBIT a universal product, a true globetrotter of light.



White



Grey



Black



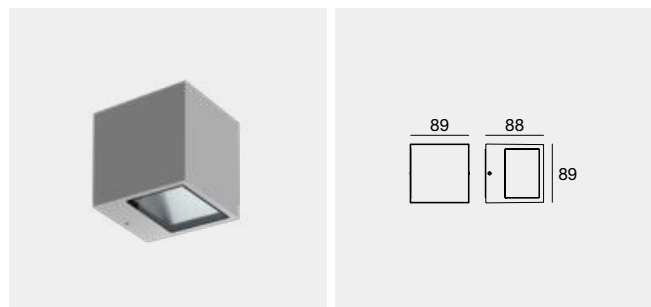

Primer

In addition to the four different finishes, Cubit is available in Primer finish so the fixture can be painted to match the architecture in which it is installed.



Dark Brown

Cubit | Single emission | arrayLED | 220-240 V AC



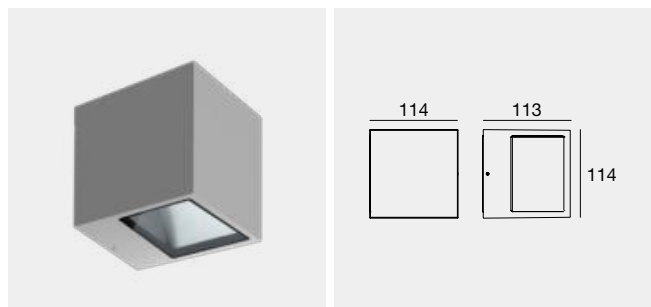
7 W AC

	Cct	lm S - lm D	Opt
WH 76649	W	865 - On req	15
BK 76650	N	870 - On req	30
GR 76651			60
DB 76652			
PR 76653			

7 W AC

	Cct	lm S - lm D	Opt
WH 76634	W	865 - On req	12
BK 76635	N	870 - On req	00
GR 76636			
DB 76637			
PR 76638			

Cubit | Single emission | arrayLED | 220-240 V AC




10 W AC

	Cct	lm S - lm D	Opt
WH 76574	W	1150 - On req	15
BK 76575	N	1200 - On req	30
GR 76576			60
DB 76577			
PR 76578			

10 W AC

	Cct	lm S - lm D	Opt
WH 76559	W	1150 - On req	12
BK 76560	N	1200 - On req	00
GR 76561			
DB 76562			
PR 76563			

Cubit | Double emission | powerLED | 220-240 V AC



14 W AC

	Cct	lm S - lm D	Opt
WH 76654	W	1730 - On req	15 (15+15)
BK 76655	N	1740 - On req	30 (30+30)
GR 76656			60 (60+60)
DB 76657			
PR 76658			

14 W AC

	Cct	lm S - lm D	Opt
WH 76639	W	1730 - On req	12 (120+120)
BK 76640	N	1740 - On req	00 (00+00)
GR 76641			
DB 76642			
PR 76643			

Available from February 2023

Cubit | Double emission | powerLED | 220-240 V AC



20 W AC

	Cct	lm S - lm D	Opt
WH 76579	W	2300 - On req	15 (15+15)
BK 76580	N	2400 - On req	30 (30+30)
GR 76581			60 (60+60)
DB 76582			
PR 76583			

20 W AC

	Cct	lm S - lm D	Opt
WH 76564	W	2300 - On req	12 (120+120)
BK 76565	N	2400 - On req	00 (00+00)
GR 76566			
DB 76567			
PR 76568			

Available from February 2023

Wall e Ceiling luminaires

140

Colors

WH White	GR Grey	PR Primer
BK Black	DB Dark Brown	

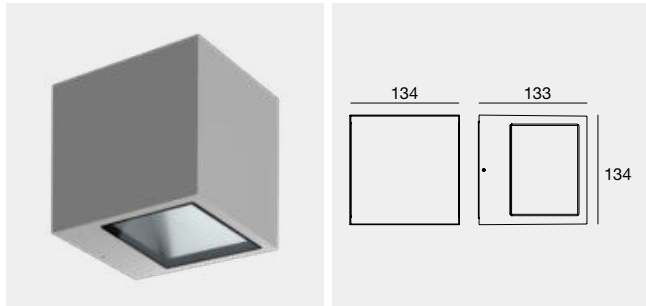
Cct

W 3000
N 4000

Optics

15 Spot	60 W.Flood	00 Diffused
30 Flood	12 E.W.Flood	

Cubit | Single emission | arrayLED | 220-240 V AC



12 W AC

	Cct	lm S - lm D	Opt
WH 76311	W	1267 - On req	15
BK 76312	N	1316 - On req	30
GR 76313			60
DB 76314			
PR 76315			

12 W AC

	Cct	lm S - lm D	Opt
WH 76296	W	1267 - On req	12
BK 76297	N	1316 - On req	00
GR 76298			
DB 76299			
PR 76300			

Cubit | Double emission | arrayLED | 220-240 V AC



24 W AC

	Cct	lm S - lm D	Opt
WH 76316	W	2534 - On req	15 (15+15)
BK 76317	N	2632 - On req	30 (30+30)
GR 76318			60 (60+60)
DB 76319			
PR 76320			

24 W AC

	Cct	lm S - lm D	Opt
WH 76301	W	2534 - On req	12 (120+120)
BK 76302	N	2632 - On req	00 (00+00)
GR 76303			
DB 76304			
PR 76305			

Available from February 2023

Colors

WH	White	GR	Grey	PR	Primer
BK	Black	DB	Dark Brown		

Cct

W	3000
N	4000

Optics

15	Spot	60	W.Flood	00	Diffused
30	Flood	12	E.W.Flood		


Wall e Ceiling luminaires




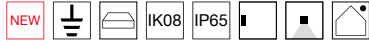


OPTICAL CELL **CUBIT PRO: RECESSED,** EFFICIENT AND HIGH-PERFORMATIVE

Designed for maximum comfort with black cell optics. This solution allows the optical compartment to be retracted, thus reducing the glare effect for improved visual comfort. Due to its special design, this optic can only be installed facing downwards.



Cubit Pro | Single emission | powerLED | 220-240 V AC


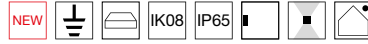


2,6 W DC - 3,2 W AC

	Cct	Im S - Im D	Opt
WH 77413	M	396 - On req	15
BK 77414	W	425 - On req	30
GR 77415	N	458 - On req	60
DB 77416			12
PR 77417			00

Available from February 2023

Cubit Pro | Double emission | powerLED | 220-240 V AC



5,2 W DC - 6,5 W AC

	Cct	Im S - Im D	Opt
WH 77418	M	792 - On req	30 (30+15)
BK 77419	W	850 - On req	60 (60+15)
GR 77420	N	916 - On req	
DB 77421			
PR 77422			
WH 77423	M	792 - On req	15 (15+15)
BK 77424	W	850 - On req	30 (30+30)
GR 77425	N	916 - On req	60 (60+60)
DB 77426			12 (120+120)
PR 77427			00 (00+00)

Available from February 2023

Colors

WH White	GR Grey	PR Primer
BK Black	DB Dark Brown	

Cct

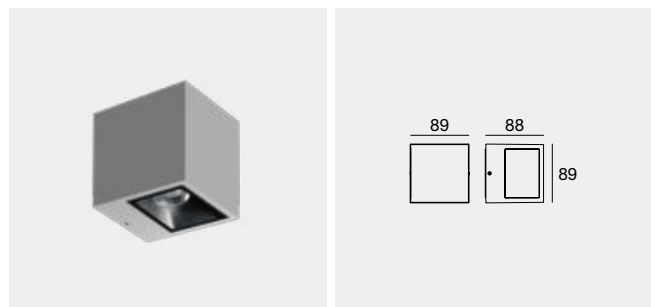
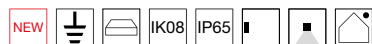
M 2700	N 4000
W 3000	

Optics

15 Spot	60 W.Flood	00 Diffused
30 Flood	12 E.W.Flood	

Wall e Ceiling luminaires

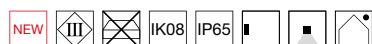
Cubit Pro | Single emission | arrayLED | 220-240 V AC



6,7 W DC - 8,7 W AC

	Cct	lm S - lm D	Opt
WH 76584	M	849 - On req	05
BK 76585	W	886 - On req	15 (Cell)
GR 76586	N	935 - On req	30 (Cell)
DB 76587			60 (Cell)
PR 76588			07

Cubit Pro | Single emission | arrayLED | 630mA



5,5 W DC

	Cct	lm S - lm D	Opt
WH 76589	M	643 - On req	05
BK 76590	W	673 - On req	15 (Cell)
GR 76591	N	711 - On req	30 (Cell)
DB 76592			60 (Cell)
PR 76593			07

Electronics

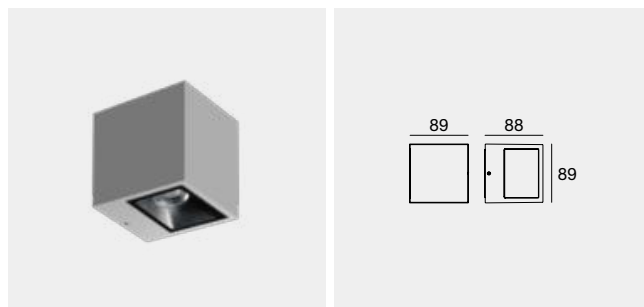
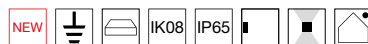
99179	99186	83102
ON/OFF 1 - 2 art. 80 x 100 x h 31	ON/OFF 1 - 4 art. 92 x 117 x h 38	DALI 1 - 4 art. 54 x 121 x h 26

Optic **05** powerLED

Optic **Cell** 15/30/60 only for downlight installation

Available from February 2023

Cubit Pro | Double emission | arrayLED | 220-240 V AC



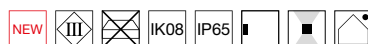
13,4 W DC - 15,5 W AC

	Cct	lm S - lm D	Opt
WH 76614	M	1698 - On req	15 (15 Cell+15)
BK 76615	W	1772 - On req	30 (30 Cell+30)
GR 76616	N	1870 - On req	60 (60 Cell+60)
DB 76617			
PR 76618			

WH 76624	M	1698 - On req	15 (15 Cell+05)
BK 76625	W	1772 - On req	30 (30 Cell+05)
GR 76626	N	1870 - On req	60 (60 Cell+05)
DB 76627			
PR 76628			

WH 77490	M	1698 - On req	15 (15+07)
BK 77491	W	1772 - On req	30 (30+07)
GR 77492	N	1870 - On req	60 (60+07)
DB 77493			
PR 77494			

Cubit Pro | Double emission | arrayLED | 630mA



11 W DC

	Cct	lm S - lm D	Opt
WH 76619	M	1292 - On req	15 (15 Cell+15)
BK 76620	W	1346 - On req	30 (30 Cell+30)
GR 76621	N	1422 - On req	60 (60 Cell+60)
DB 76622			
PR 76623			

WH 76629	M	1292 - On req	15 (15 Cell+05)
BK 76630	W	1346 - On req	30 (30 Cell+05)
GR 76631	N	1422 - On req	60 (60 Cell+05)
DB 76632			
PR 76633			

WH 77495	M	1292 - On req	15 (15+07)
BK 77496	W	1346 - On req	30 (30+07)
GR 77497	N	1422 - On req	60 (60+07)
DB 77498			
PR 77499			

Electronics

99179	99186	83102
ON/OFF 1 art. 80 x 100 x h 31	ON/OFF 1 - 2 art. 92 x 117 x h 38	DALI 1 - 2 art. 54 x 121 x h 26

Optic **05** powerLED

Optic **Cell** 15/30/60 only for downlight installation

Available from February 2023

Wall e Ceiling luminaires

Colors

Cct

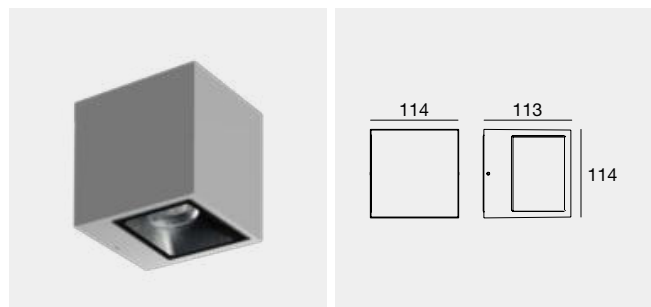
Optics

146

WH White	GR Grey	PR Primer
BK Black	DB Dark Brown	

M 2700	N 4000
W 3000	

05 U.Spot	30 M.Flood	07 Asymm
15 Spot	60 W.Flood	



9,3 W DC - 11 W AC

Color	Code	Cct	Im S - Im D	Opt
WH	76321	M	1193 - On req	05
BK	76322	W	1244 - On req	15 (Cell)
GR	76323	N	1313 - On req	30 (Cell)
DB	76324			60 (Cell)
PR	76325			07

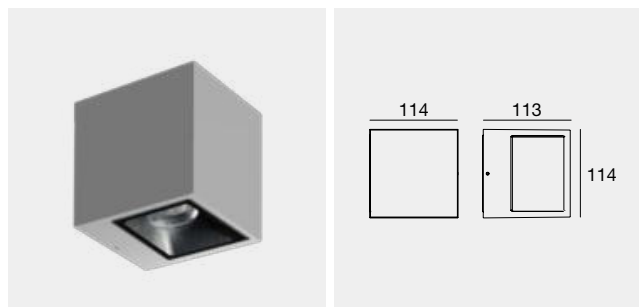
6,3 W DC - 7,5 W AC - DALI2 - DALI PUSH

Color	Code	Cct	Im S - Im D	Opt
WH	76326	M	881 - On req	05
BK	76327	W	918 - On req	15 (Cell)
GR	76328	N	975 - On req	30 (Cell)
DB	76329			60 (Cell)
PR	76330			07

Optic 05 powerLED

Optic Cell 15/30/60 only for downlight installation

Available from February 2023



18,6 W DC - 21,2 W AC

Color	Code	Cct	Im S - Im D	Opt
WH	76351	M	2386 - On req	15 (15 Cell+15)
BK	76352	W	2488 - On req	30 (30 Cell+30)
GR	76353	N	2626 - On req	60 (60 Cell+60)
DB	76354			
PR	76355			

WH	76361	M	2386 - On req	15 (15 Cell+05)
BK	76362	W	2488 - On req	30 (30 Cell+05)
GR	76363	N	2626 - On req	60 (60 Cell+05)
DB	76364			
PR	76365			

WH	77470	M	2386 - On req	15 (15+07)
BK	77471	W	2488 - On req	30 (30+07)
GR	77472	N	2626 - On req	60 (60+07)
DB	77473			
PR	77474			

12,6 W DC - 15 W AC - DALI2 - DALI PUSH

Color	Code	Cct	Im S - Im D	Opt
WH	76356	M	1676 - On req	15 (15 Cell+15)
BK	76357	W	1798 - On req	30 (30 Cell+30)
GR	76358	N	1950 - On req	60 (60 Cell+60)
DB	76359			
PR	76360			

WH	76366	M	1676 - On req	15 (15 Cell+05)
BK	76367	W	1798 - On req	30 (30 Cell+05)
GR	76368	N	1950 - On req	60 (60 Cell+05)
DB	76369			
PR	76370			

WH	77475	M	1676 - On req	15 (15+07)
BK	77476	W	1798 - On req	30 (30+07)
GR	77477	N	1950 - On req	60 (60+07)
DB	77478			
PR	77479			

Optic 05 powerLED

Optic Cell 15/30/60 only for downlight installation

Available from February 2023

Colors

WH	White	GR	Grey	PR	Primer
BK	Black	DB	Dark Brown		

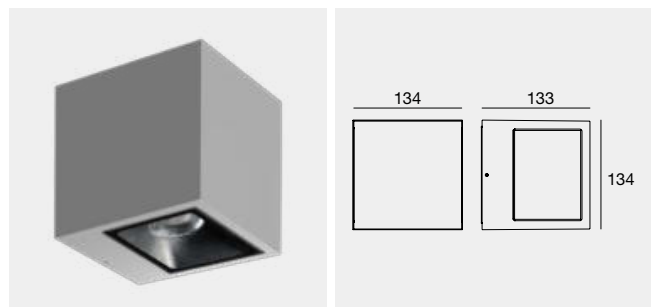
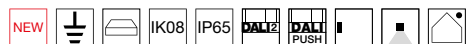
Cct

M	2700	N	4000
W	3000		

Optics

05	U.Spot	30	M.Flood	07	Asymm
15	Spot	60	W.Flood		

Wall e Ceiling luminaires



14 W DC - 16,2 W AC

Color	Code	Cct	Im S - Im D	Opt
WH	76246	M	1735 - On req	05
BK	76247	W	1808 - On req	15 (Cell)
GR	76248	N	1909 - On req	30 (Cell)
DB	76249			60 (Cell)
PR	76250			07

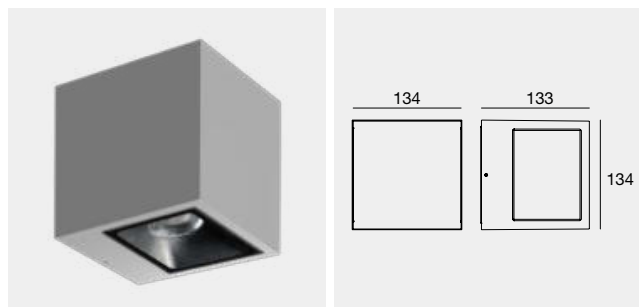
14 W DC - 16,2 W AC - DALI2 - DALI PUSH

Color	Code	Cct	Im S - Im D	Opt
WH	76251	M	1735 - On req	05
BK	76252	W	1808 - On req	15 (Cell)
GR	76253	N	1909 - On req	30 (Cell)
DB	76254			60 (Cell)
PR	76255			07

Optic 05 powerLED

Optic Cell 15/30/60 only for downlight installation

Available from February 2023



28 W DC - 31 W AC

Color	Code	Cct	Im S - Im D	Opt
WH	76276	M	3470 - On req	15 (15 Cell+15)
BK	76277	W	3616 - On req	30 (30 Cell+30)
GR	76278	N	3818 - On req	60 (60 Cell+60)
DB	76279			
PR	76280			

Color	Code	Cct	Im S - Im D	Opt
WH	76286	M	3470 - On req	15 (15 Cell+05)
BK	76287	W	3616 - On req	30 (30 Cell+05)
GR	76288	N	3818 - On req	60 (60 Cell+05)
DB	76289			
PR	76290			

Color	Code	Cct	Im S - Im D	Opt
WH	77438	M	3470 - On req	15 (15+07)
BK	77439	W	3616 - On req	30 (30+07)
GR	77440	N	3818 - On req	60 (60+07)
DB	77441			
PR	77442			

28 W DC - 31 W AC - DALI2 - DALI PUSH

Color	Code	Cct	Im S - Im D	Opt
WH	76281	M	3470 - On req	15 (15 Cell+15)
BK	76282	W	3616 - On req	30 (30 Cell+30)
GR	76283	N	3818 - On req	60 (60 Cell+60)
DB	76284			
PR	76285			

Color	Code	Cct	Im S - Im D	Opt
WH	76291	M	3470 - On req	15 (15 Cell+05)
BK	76292	W	3616 - On req	30 (30 Cell+05)
GR	76293	N	3818 - On req	60 (60 Cell+05)
DB	76294			
PR	76295			

Color	Code	Cct	Im S - Im D	Opt
WH	77443	M	3470 - On req	15 (15+07)
BK	77444	W	3616 - On req	30 (30+07)
GR	77445	N	3818 - On req	60 (60+07)
DB	77446			
PR	77447			

Optic 05 powerLED

Optic Cell 15/30/60 only for downlight installation

Available from February 2023





SKIN_W

BEAUTIFUL BY DAY, EFFICIENT IN EVERY SITUATION BY NIGHT

We have expanded and completed the SKIN collection with the new wall-mounted version. The collection's innovative elongated hexagon shape is available in two widths: 160 and 210 mm, and in three light configurations: symmetrical, asymmetrical and diffused. SKIN W is an extremely versatile product thanks to the different optics and finishes available; its slim shape makes it adaptable to any context. Neutral colours have been chosen to work by assimilation or contrast with the wall surfaces on which they will be installed. SKIN W is a luminaire that interacts with the surrounding architecture. Combined with the SKIN series, it completes each project, giving it perfect aesthetic uniformity.



Skin_WF
145x160xP53



Skin_WF
145x210xP53

SKIN_W LIGHT HOW YOU WANT IT

SKIN W is the wall-mounted version of SKIN. Its compositional matrix is divided into two variants in mono or bi-emission mode. For each version, optics with different lighting effects are provided: with recessed cells, with opal diffuser and linear asymmetric. It has reduced dimensions: small 145x160x51 mm and large 145x210x51; thanks to its slim structure, it can be installed perfectly flush with the wall.



Skin_WF
Single Emission: 7W AC
Optic: Spot, Flood, Medium Flood
Double Emission: 7W+7W AC
Optic: Spot, Flood, Medium Flood



Skin_WL
Single Emission: 8W AC
Optic: Diffused
Double Emission: 8W+8W AC
Optic: Diffused



Skin_WF
Single Emission: 11W AC
Optic: Spot, Flood, Medium Flood
Double Emission: 11W+11W AC
Optic: Spot, Flood, Medium Flood



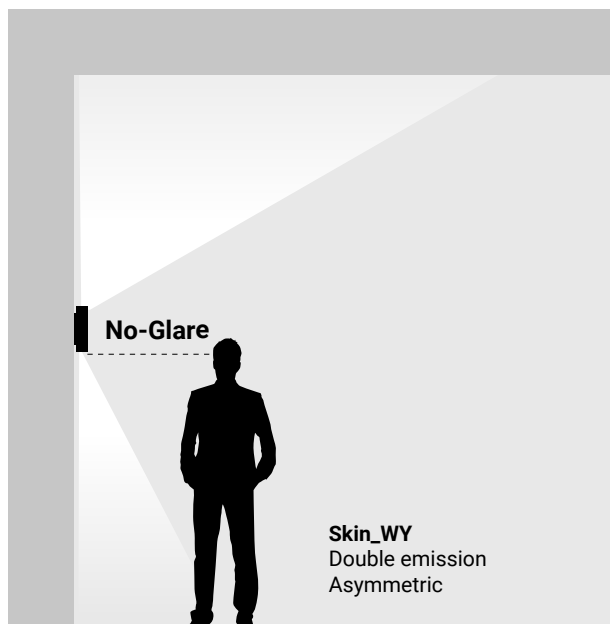
Skin_WL
Single Emission: 11W AC
Optic: Diffused
Double Emission: 11W+11W AC
Optic: Diffused



Skin_WY
Single Emission: 11W AC
Optic: Asymmetric
Double Emission: 10,5W+10,5W AC
Optic: Asymmetric

ASYMMETRY MAKES THE DIFFERENCE

In the version with uplight asymmetrical optics, the beam is more open, allowing a greater light diffusion on the ceiling, an effect that is amplified in vaulted rooms; in the downlight version, the beam is narrower and the recessed optics maximise visual comfort, also thanks to the recessed cell optics.



BLEND IN OR STAND OUT: PLAYING WITH FINISHES

SKIN W is available in five neutral finishes: White, Grey, Black Grey, Black and Dark Brown. These colours allow the designer to blend the product in with the surrounding architecture, making it almost invisible to the light, or in contrast, making SKIN W stand out. A solution that offers a dual advantage: it enhances the aesthetics of the luminaire and of its light.





Skin_WF
Single Emission,
3000K
Optic Flood



< **Skin_WF**
Single Emission,
3000K
Optic Flood



< **Skin_WF**
Double Emission,
4000K
Optic Medium Flood

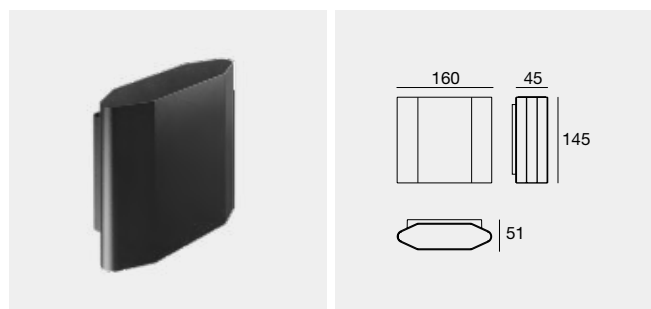


> **Skin_WY**
Single Emission,
3000K
Optic Asymmetric









6,3 W DC - 7 W AC

	Cct	Im S - Im D	Opt
WH 76918	M	798 - 574	15
BK 76919	W	852 - 613	30
BG 76920	N	909 - 654	45
GR 76921			
DB 76922			

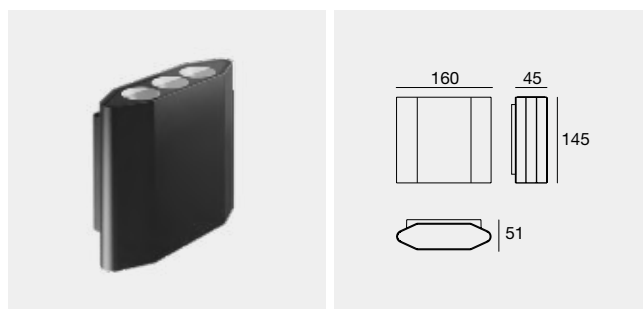
6,3 W DC - 7 W AC - DALI 2 - DALI Push

	Cct	Im S - Im D	Opt
WH 76923	M	798 - 574	15
BK 76924	W	852 - 613	30
BG 76925	N	909 - 654	45
GR 76926			
DB 76927			

Up



Down



12,6 W DC - 14 W AC

	Cct	Im S - Im D	Opt
WH 76938	M	1596 - 1150	15
BK 76939	W	1704 - 1227	30
BG 76940	N	1818 - 1310	45
GR 76941			
DB 76942			

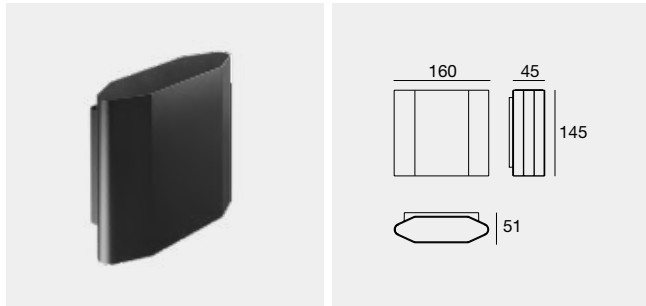
12,6 W DC - 14 W AC - DALI 2 - DALI Push

	Cct	Im S - Im D	Opt
WH 76943	M	1596 - 1150	15
BK 76944	W	1704 - 1227	30
BG 76945	N	1818 - 1310	45
GR 76946			
DB 76947			

Up



Down

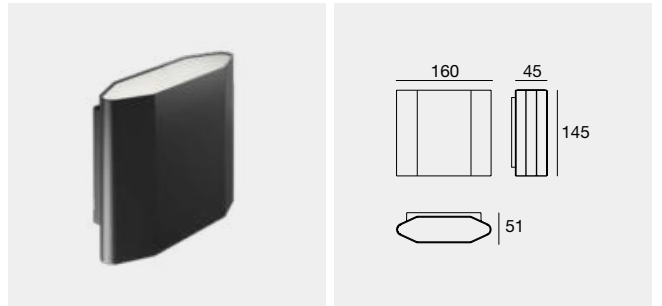



7,2 W DC - 8 W AC

	Cct	Im S - Im D	Opt
WH 76928	M	1038 - 450	00
BK 76929	W	1085 - 470	
BG 76930	N	1131 - 490	
GR 76931			
DB 76932			

7,2 W DC - 8 W AC - DALI

	Cct	Im S - Im D	Opt
WH 76933	M	1038 - 450	00
BK 76934	W	1085 - 470	
BG 76935	N	1131 - 490	
GR 76936			
DB 76937			

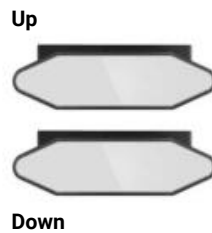


14,4 W DC - 16 W AC

	Cct	Im S - Im D	Opt
WH 76948	M	2388 - 900	00
BK 76949	W	2556 - 940	
BG 76950	N	2724 - 980	
GR 76951			
DB 76952			

14,4 W DC - 16 W AC - DALI

	Cct	Im S - Im D	Opt
WH 76953	M	2388 - 900	00
BK 76954	W	2556 - 940	
BG 76955	N	2724 - 980	
GR 76956			
DB 76957			



Colors

WH White	BG Black Grey	DB Dark Brown
BK Black	GR Grey	

Cct

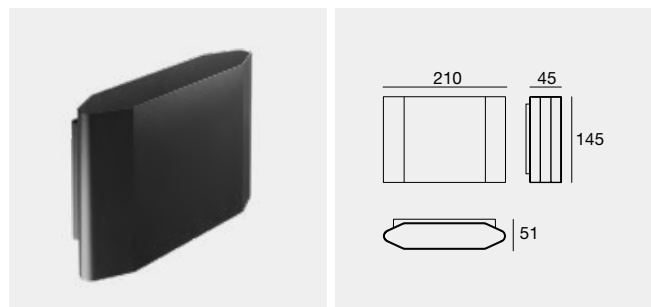
M 2700	N 4000
W 3000	

Optics

00 Diffused

Wall e Ceiling luminaires



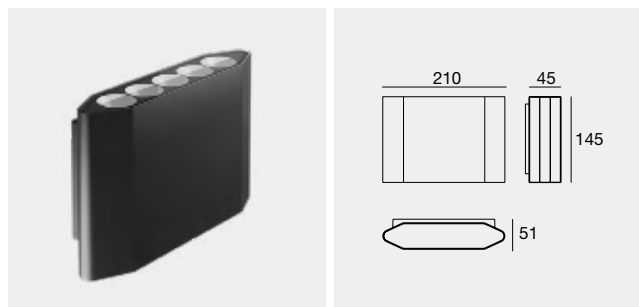



9,9 W DC - 11 W AC

	Cct	Im S - Im D	Opt
WH 76958	M	1330 - 846	15
BK 76959	W	1420 - 903	30
BG 76960	N	1515 - 965	45
GR 76961			
DB 76962			

9,9 W DC - 11 W AC - DALI 2 - DALI Push

	Cct	Im S - Im D	Opt
WH 76963	M	1330 - 846	15
BK 76964	W	1420 - 903	30
BG 76965	N	1515 - 965	45
GR 76966			
DB 76967			




19,8 W DC - 22 W AC

	Cct	Im S - Im D	Opt
WH 76978	M	2300 - 1693	15
BK 76979	W	2490 - 1808	30
BG 76980	N	2660 - 1929	45
GR 76981			
DB 76982			

19,8 W DC - 22 W AC - DALI 2 - DALI Push

	Cct	Im S - Im D	Opt
WH 76983	M	2300 - 1693	15
BK 76984	W	2490 - 1808	30
BG 76985	N	2660 - 1929	45
GR 76986			
DB 76987			



Colors

WH White	BG Black Grey	DB Dark Brown
BK Black	GR Grey	

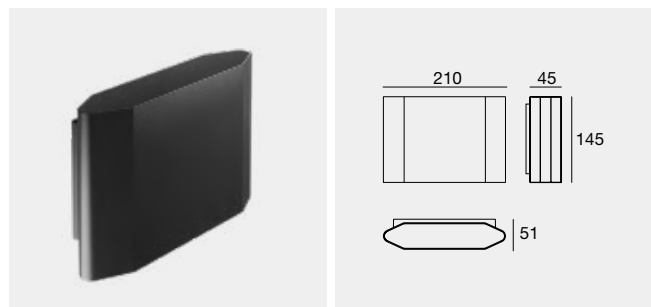
Cct

M 2700	N 4000
W 3000	

Optics

15 Spot	45 W.Flood
30 Flood	

Wall e Ceiling luminaires

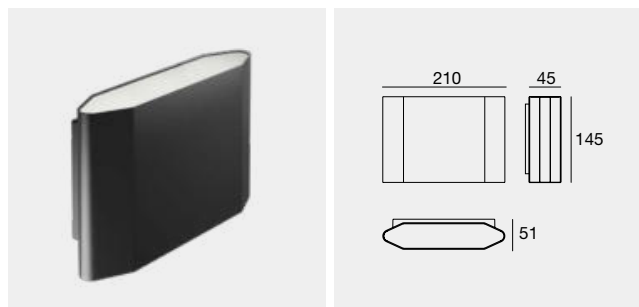




9,9 W DC - 11 W AC

Color	Code	Cct	Im S - Im D	Opt
WH	76968	M	1384 - 599	00
BK	76969	W	1446 - 626	
BG	76970	N	1507 - 653	
GR	76971			
DB	76972			

9,9 W DC - 11 W AC - DALI

Color	Code	Cct	Im S - Im D	Opt
WH	76973	M	1384 - 599	00
BK	76974	W	1446 - 626	
BG	76975	N	1507 - 653	
GR	76976			
DB	76977			

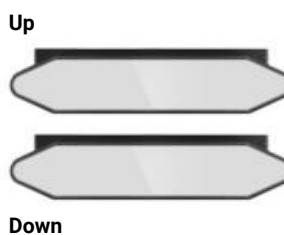


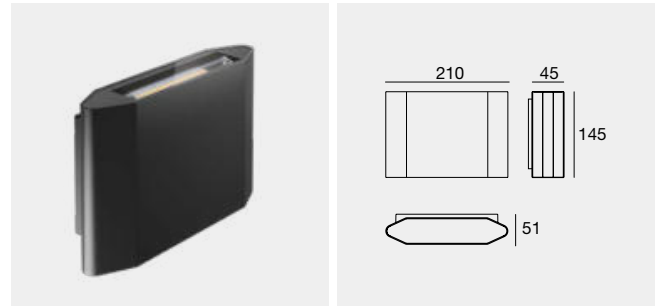
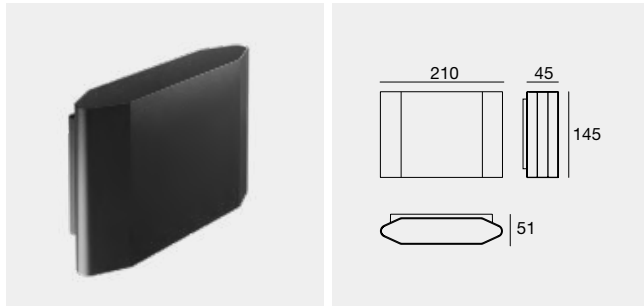
19,8 W DC - 22 W AC

Color	Code	Cct	Im S - Im D	Opt
WH	76988	M	2769 - 1199	00
BK	76989	W	2892 - 1253	
BG	76990	N	3015 - 1306	
GR	76991			
DB	76992			

19,8 W DC - 22 W AC - DALI

Color	Code	Cct	Im S - Im D	Opt
WH	76993	M	2769 - 1199	00
BK	76994	W	2892 - 1253	
BG	76995	N	3015 - 1306	
GR	76996			
DB	76997			





9,5 W DC - 11 W AC

WH	76998	M	1533 - 821	Opt
BK	76999	W	1606 - 860	07
BG	77000	N	1684 - 902	
GR	77001			
DB	77002			

18,8 W DC - 21 W AC


WH	77018	M	3066 - 1642	Opt
BK	77019	W	3213 - 1721	07
BG	77020	N	3368 - 1804	
GR	77021			
DB	77022			

9,5 W DC - 11 W AC - DALI 2 - DALI Push

WH	77003	M	1533 - 821	Opt
BK	77004	W	1606 - 860	07
BG	77005	N	1684 - 902	
GR	77006			
DB	77007			

18,8 W DC - 21 W AC - DALI 2 - DALI Push

WH	77023	M	3066 - 1642	Opt
BK	77024	W	3213 - 1721	07
BG	77025	N	3368 - 1804	
GR	77026			
DB	77027			



Colors

WH	White	BG	Black Grey	DB	Dark Brown
BK	Black	GR	Grey		

Cct

M	2700	N	4000
W	3000		

Optics

07	Asymm
----	-------

Wall e Ceiling luminaires

STADIUM




WHEN LIGHT TAKES SHAPE

Stadium is an outdoor luminaire with IP65 protection rating that can be connected directly to the mains. Its soft and contemporary forms make Stadium an extremely practical solution that blends into any architectural context; the special retracted opal diffuser creates suggestive light effects and guarantees utmost visual comfort. The sturdy fixture with IK10 impact protection rating is made in anti-UV polycarbonate with a black or white finish; the central element in polypropylene is in the same colour as the fixture; inside, a 2700K, 3000K or 4000K LED circuit offers the highest performance and ease of maintenance.



White




Black

INSTALLATION CREATIVITY

Among the many benefits, one of the most significant is without a doubt its installation. Stadium offers various positioning possibilities, on the ceiling, directly on the wall, or with a special bracket on sloping walls. All this makes it easy to play with the light, creating different light effects and coordinating the overall look.



Ceiling-mounted




Wall-mounted



**Wall-mounted with bracket
accessory**

ILLUMINATE FROM OTHER POINTS OF VIEW

Using the special bracket accessory, Stadium can be installed in a tilted position, which in addition to making the luminaire particularly scenic, also directs the luminous flux downwards, thus accentuating walkways, paths, walls, or residential entrances.

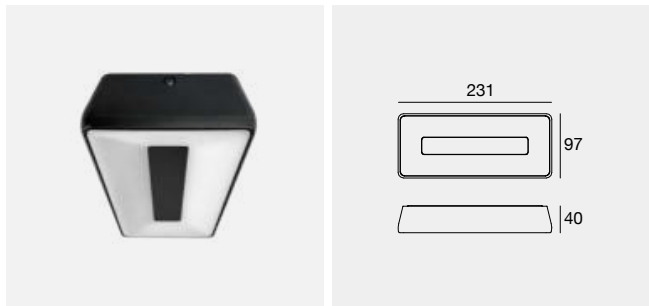




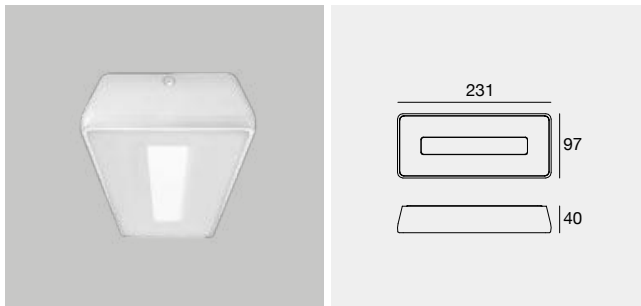
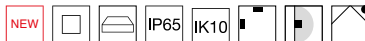
STADIUM

FULL LIGHT





	Cct	lm S - D	Opt
WH 76078	M	1192 - 417	00
BK 76079	W	1246 - 436	
	N	1291 - 453	

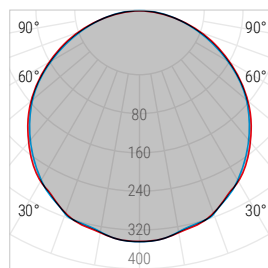


	Cct	lm S - D	Opt
OP 77186	M	1192 - 677	00
	W	1246 - 708	
	N	1291 - 734	

STADIUM FULL LIGHT: 360 LIGHT

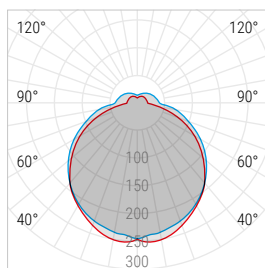
We have updated the STADIUM series with an innovative version with an opal structure for a wider and softer diffusion of light. This full light solution draws a generous halo of light around and behind the luminaire, increasing its efficiency and visibility. STADIUM full light is the evolution of the technical wall lamp in which aesthetics and functionality blend perfectly.

Photometric curves of Stadium 7,8W (76078)



— C0/C180 — C90/C270
Optic 00 Diffused

Photometric curves of Stadium 7,8W (77186)



— C0/C180 — C90/C270
Optic 00 Diffused

Accessories



WH 83247 Inclined bracket
BK 83248 for wall installation

suitable for: Stadium

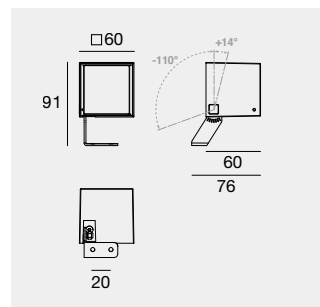
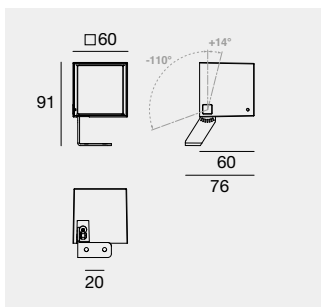
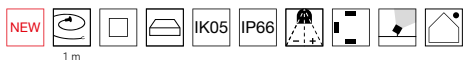
Colors	Cct	Optics
WH White	M 2700	00 Diffused
OP Opaline	N 4000	
BK Black	W 3000	

PERISKOP

INTEGRATED DRIVER



Scale 1:1

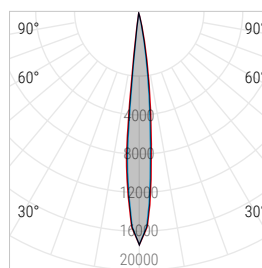
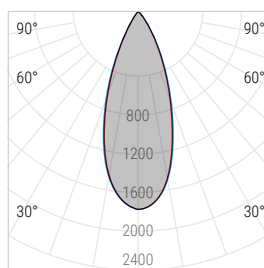
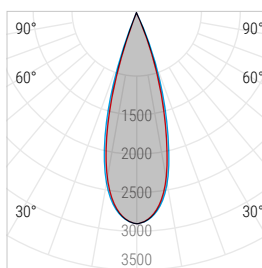
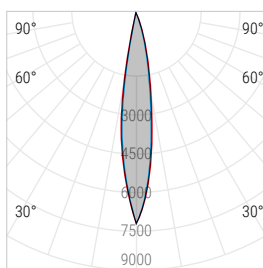


WH	Cct	Im S - Im D	Opt
WH 84233	M	849 - 632	15
BK 84234	W	886 - 660	30
GR 84235	N	935 - 696	45
DB 84236			

WH	Cct	Im S - Im D	Opt
WH 84237	M	659 - 468	10
BK 84238	W	659 - 468	
GR 84239	N	711 - 506	
DB 84240			

Photometric curves of Periskop 8,7W (84233)

Photometric curve of Periskop Narrow 7,5W (84237)



— C0/C180 — C90/C270
Optic 10 Spot

— C0/C180 — C90/C270
Optic 30 Flood

— C0/C180 — C90/C270
Optic 45 Wide Flood

— C0/C180 — C90/C270
Optic 10 Spot

Accessories



ST 98624 Steel peg 160 mm

suitable for: Periskop / Periskop Narrow



PVC 83245 Anti-glare screen

suitable for: Periskop



PVC 89371 Peg

suitable for: Periskop / Periskop Narrow

Colors		Cct		Optics	
WH White	GR Grey	M 2700	N 4000	10 Spot	30 M.Flood
BK Black	DB Dark Brown	W 3000		15 Spot	45 M.Flood

PERISKOP

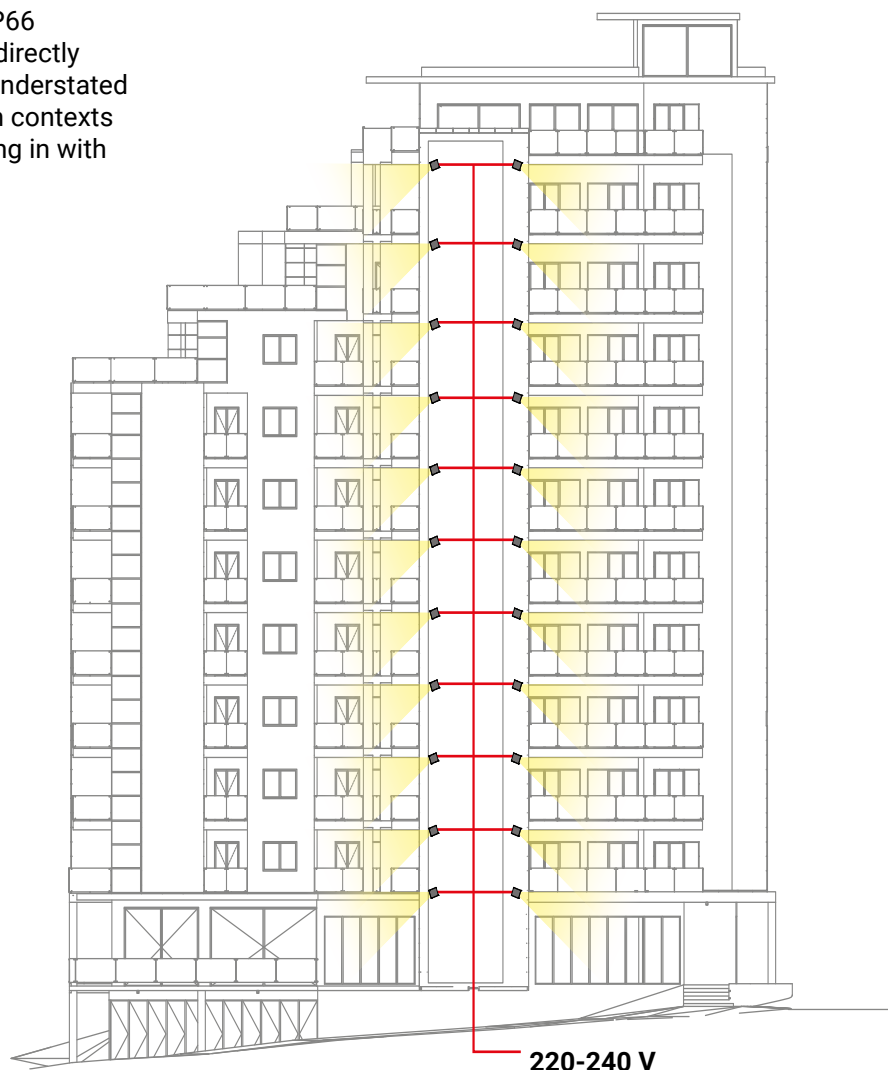
220-240 V



AT THE SERVICE OF THE DESIGNER

A professional outdoor projector with IP66 protection rating, this luminaire can be directly connected to the mains. Thanks to its understated structure, it can be inserted in all design contexts with utmost discretion, perfectly blending in with the architecture.

Design and installation, everything just got simpler.



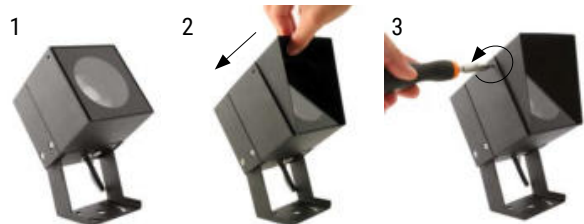
A new optics group

The adjustable fixture is made from epoxy powder-coated die-cast aluminium in the finishes: white, black, grey, dark brown; the front is characterised by clear tempered glass with a black screen-printed edge; inside we find a new optics group with beam angles: Spot, Flood. The anti-glare accessories help further reduce the glare for significantly enhanced visual comfort.



OUTDOOR ACCESSORIES ANTI-GLARE

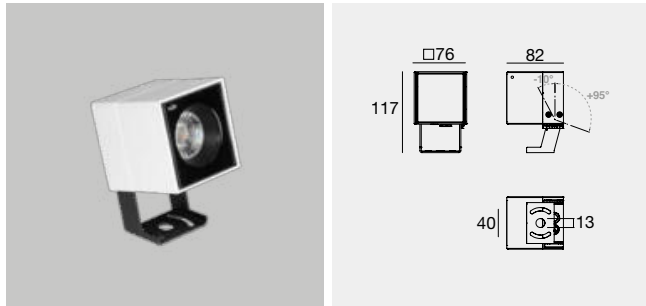
Anti-glare accessories are conceived to reduce light glare. These accessories are made of black painted aluminium.





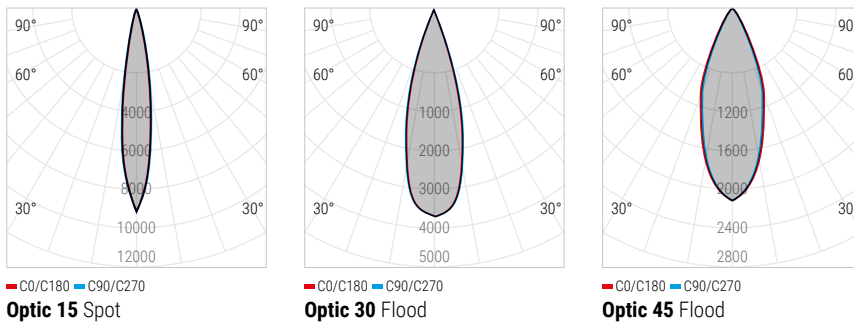


Accessories
Tree belt
9980




	Cct	lm S - D	Opt
WH 76199	W	1267 - 921	15
BK 76200	N	1316 - 958	30
GR 76201			45
DB 76202			

Photometric curves of Periskop 11,5W (76199)




Accessories




BK 98966 Anti-glare screen

suitable for: Periskop 11,5W



PVC 98549 Peg

suitable for: Periskop 11,5W



BK 98969 Anti-glare pipe

suitable for: Periskop 11,5W



99802 Tree belt

suitable for: Periskop 11,5W

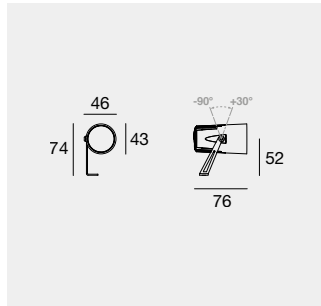
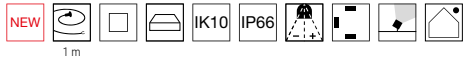
Colors		Cct	Optics	
WH	White	W	3000	15 Spot
BK	Black	N	4000	30 Flood
GR	Grey			45 Flood
DB	Dark Brown			

SHAKER

INTEGRATED DRIVER

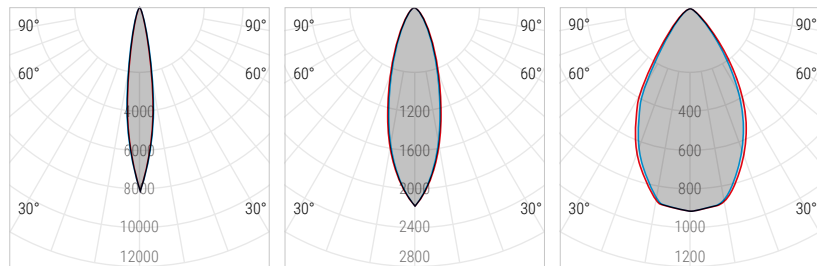


Scale 1:1




	Cct	Im S - Im D	Opt
WH 84241	M	233 - 176	15
BK 84242	W	249 - 189	30
GR 84243	N	266 - 202	60
DB 84244			
SN 84245			

Photometric curves of Shaker 3W (84245)




■ C0/C180 ■ C90/C270
Optic 15 Spot ■ C0/C180 ■ C90/C270 **Optic 30 Flood** ■ C0/C180 ■ C90/C270 **Optic 60 Wide Flood**

Accessories




ST 98624 Steel peg 160 mm

suitable for: Shaker



PVC 83246 Anti-glare

suitable for: Shaker



ST 98669 Steel peg 101 mm

suitable for: Shaker

Colors			Cct		Optics		Projectors
WH White	GR Grey	SN Sand	M 2700	N 4000	15 Spot	60 W.Flood	179
BK Black	DB Dark Brown		W 3000		30 Flood		

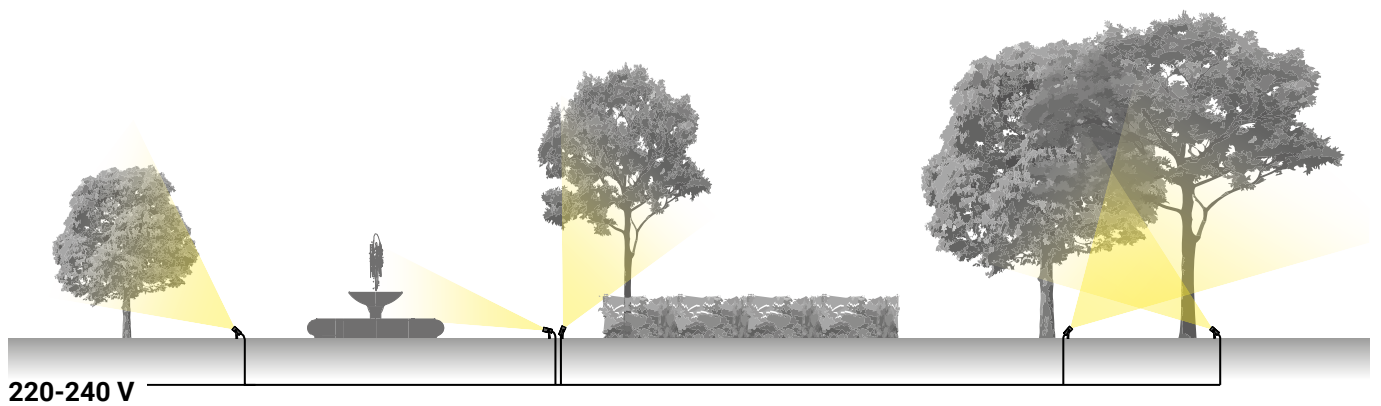
SHAKER

220-240 V



DESIGNING OUTDOOR SPACES WITHOUT LIMITS AND CONSTRAINTS

A versatile and technological outdoor projector with IP66 protection rating, this luminaire can be directly connected to the mains. The fixture is made from epoxy powder-coated die-cast aluminium in the finishes: white, black, grey, dark brown. Shaker is designed for wall, ceiling and ground applications with the relative stake accessory.

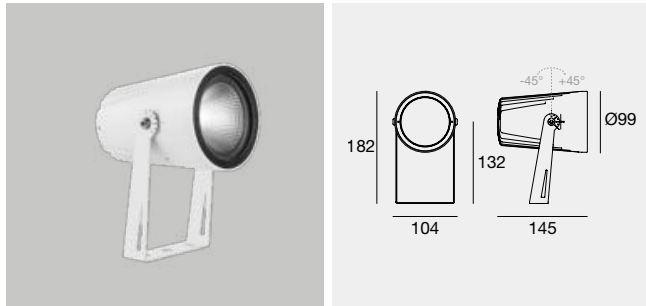


A new optics group

The front is characterised by clear tempered glass with a black screen-printed edge, inside we find the new optics group with beam angles: Spot and Flood.

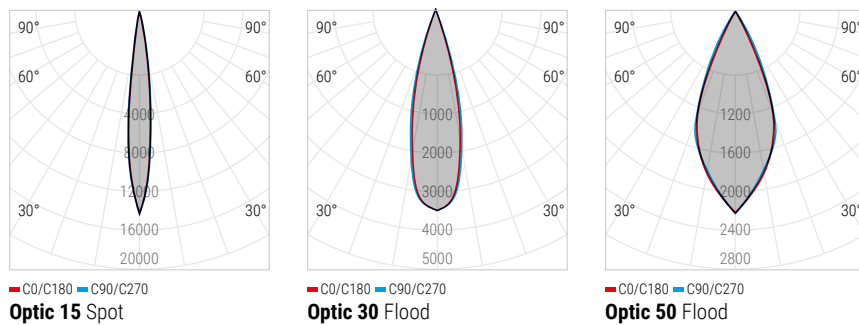




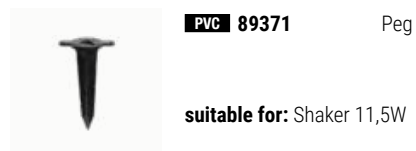
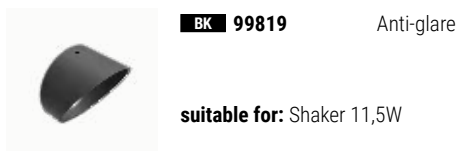


	Cct	lm S - D	Opt
WH 76182	W	1267 - 827	15
BK 76183	N	1316 - 860	30
GR 76184			50
DB 76185			

Photometric curves of Shaker 11,5W (76182)




Accessories



Colors		Cct	Optics	
WH White	GR Grey	W 3000	15 Spot	50 Flood
BK Black	DB Dark Brown	N 4000	30 Flood	

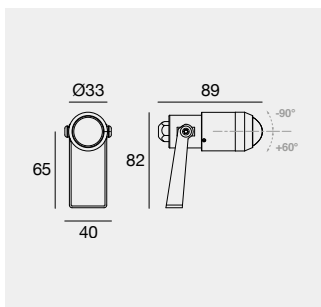
CLIVO

INTEGRATED DRIVER



89 mm

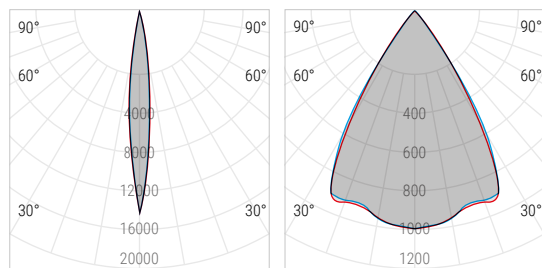
Scale 1:1



	Cct	lm S - lm D	Opt
WH 83571	M	233 - 177	85
BK 83572	W	249 - 188	
CH 83575	N	266 - 200	
NK 83574			
DB 83573			
BS 83576			
ST 83577			

Steel version: body made of AISI 316 L steel

Photometric curves of Clivo_2 3W (83571)



— C0/C180 — C90/C270 — C0/C180 — C90/C270
Optic 85 Minimum Narrow Spot **Optic 85** Maximum Wide Flood

Accessories

ST 84890 Steel peg 250 mm
 suitable for: Clivo_2
RTG



PVC 98513 Anti-glare
 suitable for: Clivo_2
RTG

ST 98112 Steel peg 700 mm
 suitable for: Clivo_2
RTG

Colors	Cct	Optics	Projectors
WH White CH Chrome ST Steel	M 2700 N 4000	85 Minimum N.Spot	185
GR Grey NK Nickel BS Brass	W 3000	85 Maximum W.Flood	

VARIABLE DYNAMIC OPTICS


By turning the built-in ring nut, it is possible to adjust the width of the light beam, from a 10° angle up to a 60° angle.



"I've missed
I've lost
26 times,

I've





more than 9000 shots in my career.
almost 300 games.
I've been trusted to take the game
winning shot and missed
failed over and over and over again in my life.
And that is why I succeeded."


MICHAEL JORDAN



QUARA_RO

HIGH DEFINITION LIGHTING

The new circular aperture creating a light beam with extremely well-defined edges complements and completes the Quara series. The perfect shaping of the light on the ground creates striking graphic effects. Thanks to the IP65 protection rating and dedicated finishes, it is the ideal step light for contemporary outdoor settings. Quara RO is available in three diameters: Ø25, Ø40 and Ø70 mm and four colours: White, Grey, Dark Brown and Sand.



Quara_RO | 1 W DC | 3000K
Assembly height: 40 cm

Quara_RO | powerLED | 220mA | 0,7 W DC

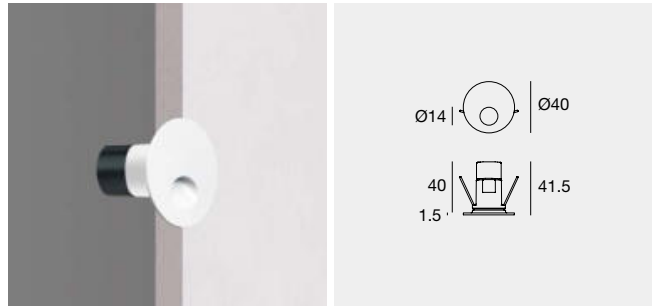


WH	77395	Cct	Im S - Im D	Opt
GR	77396	M	94 - On req	70
DB	77397	W	101 - On req	
SN	77398	N	107 - On req	

Electronics

99328 ON/OFF 1 - 2 art. 65 x 74 x h 27	99329 ON/OFF 3 - 6 art. 65 x 74 x h 27	99342 ON/OFF 6 - 12 art. 80 x 100 x h 31	83154 DALI 5 - 14 art. 54 x 121 x h 26
--	--	--	--

Quara_RO | powerLED | 350mA | 1 W DC

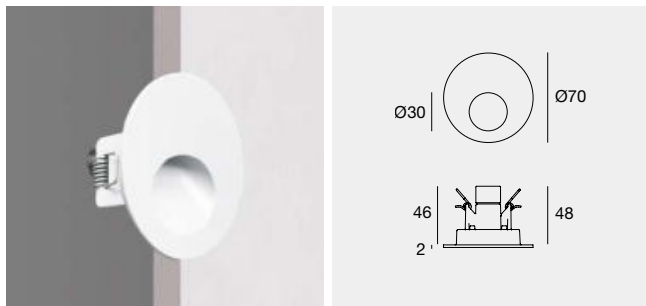
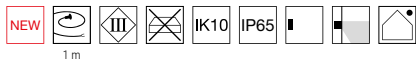


WH	77391	Cct	Im S - Im D	Opt
GR	77392	M	145 - On req	70
DB	77393	W	154 - On req	
SN	77394	N	165 - On req	

Electronics

89419 ON/OFF 1 - 2 art. 65 x 74 x h 27	89421 ON/OFF 3 - 6 art. 65 x 74 x h 27	99183 ON/OFF 6 - 12 art. 80 x 100 x h 31	83100 DALI 1 - 14 art. 54 x 121 x h 26
--	--	--	--

Quara_RO | powerLED | 350mA | 1 W DC

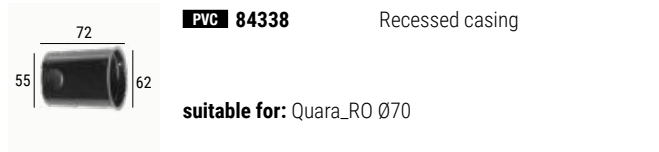
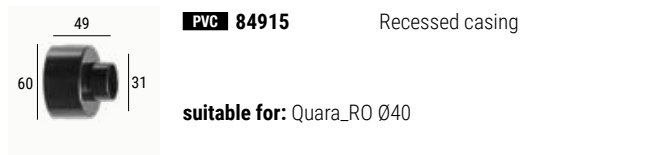
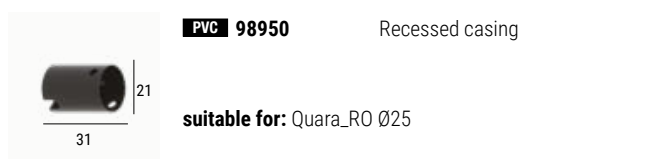


WH	76745	Cct	Im S - Im D	Opt
GR	76746	M	145 - On req	70
DB	76747	W	154 - On req	
SN	76748	N	165 - On req	

Electronics

89419 ON/OFF 1 - 2 art. 65 x 74 x h 27	89421 ON/OFF 3 - 6 art. 65 x 74 x h 27	99183 ON/OFF 6 - 12 art. 80 x 100 x h 31	83100 DALI 1 - 14 art. 54 x 121 x h 26
--	--	--	--

Recessed casing



Step lights

190

Colors

WH	White	DB	Dark Brown
GR	Grey	SN	Sand

Cct

M	2700	N	4000
W	3000		

Optics

70 Asymmetric



QUARA

INTEGRATED DRIVER

70 mm



65 mm



42 mm



42 mm



Scale 1:1

COMPACT, COMFORTABLE, SPECTACULAR

A drop of light in a square or round lamp body: Quara, a marker light with an IP65 protection rating which, when installed close to the floor, illuminates and decorates in a classy and tasteful manner thanks to its asymmetrical optics. Suitable to illuminate paths, stairs and steps. Supplied with a power supply built into the luminaire, it is therefore possible to connect Quara directly to the power line.




Quara_R | powerLED | 176-264 V AC | 2 W DC - 2,7 W AC



	Cct	Im S - Im D	Opt
NK 83582	M	233 - 79	70
	W	249 - 84	
	N	266 - 90	

83582: For indoor use only

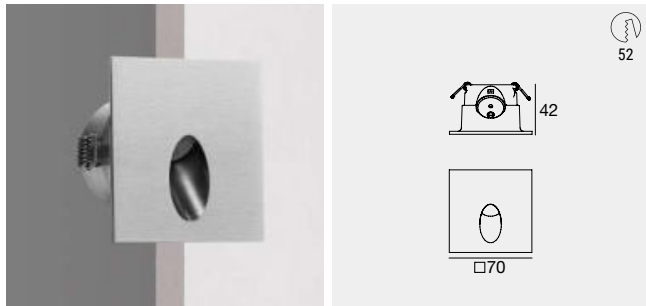
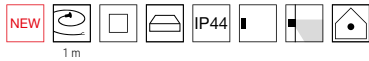
Quara_R | powerLED | 176-264 V AC | 2 W DC - 2,7 W AC



	Cct	Im S - Im D	Opt
WH 83579	M	233 - 109	70
GR 83580	W	249 - 116	
BN 83581	N	266 - 125	

RTG: 83579W70 - 83580W70 - 83581W70

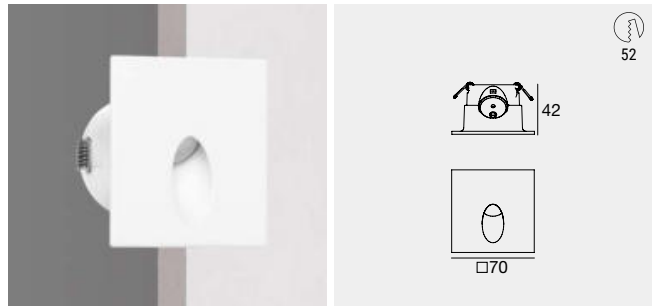
Quara_Q | powerLED | 176-264 V AC | 2 W DC - 2,7 W AC



	Cct	Im S - Im D	Opt
NK 83586	M	233 - 79	70
	W	249 - 84	
	N	266 - 90	

83586: For indoor use only

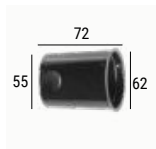
Quara_Q | powerLED | 176-264 V AC | 2 W DC - 2,7 W AC



	Cct	Im S - Im D	Opt
WH 83583	M	233 - 109	70
GR 83584	W	249 - 116	
DB 83585	N	266 - 125	

RTG: 83583W70 - 83584W70 - 83585W70

Recessed casing



PVC 84338 Recessed casing

suitable for: Quara_R / Quara_Q

Step lights

Colors

WH White	NK Nickel
GR Grey	DB Dark Brown

Cct

M 2700	N 4000
W 3000	

Optics

70 Asymmetric



STEP

INTEGRATED DRIVER



50 mm



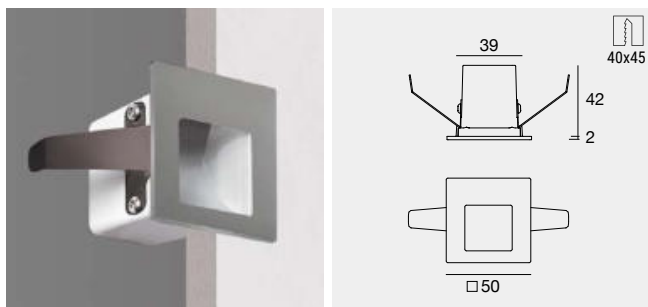
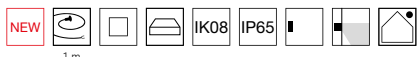
40 mm

Scale 1:1

A MARKER LIGHT THAT REVEALS ITSELF

Step revolutionises the idea of marker light, by integrating the power supply into a miniature case, with an IP65 protection rating, and providing an intense and high-performing light. It has a soft asymmetrical emission, thanks to the shallow optical chamber, which emphasises the illuminated parts of the floor. Available in four finishes, chrome, white, grey and dark brown, it can be installed in plasterboard or masonry walls using the special template.

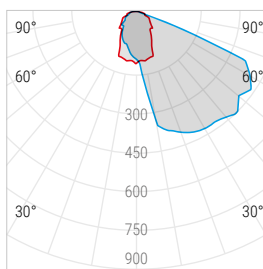
Step66 | powerLED | 176-264 V AC | 1 W DC - 1,5 W AC



	Cct	lm S - lm D	Opt
CH 82745	M	145 - 60	07
WH 82746	W	154 - 64	
GR 82747	N	165 - 70	
DB 82748			

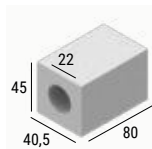
RTG: 82746W07 - 82748W07

Photometric curve of Step66 1,5W (82747)



— C0/C180 — C90/C270
Optic 07 Asymmetric

Recessed casing



PS 99931 Template

suitable for: Step66

Colors		Cct		Optics
WH White	CH Chrome	M 2700	N 4000	07 Asymmetric
GR Grey	DB Dark Brown	W 3000		

Step lights



STEP66
FULL LIGHT
INTEGRATED
DRIVER
& 350 mA

STEP FULL LIGHT: HIGH VISIBILITY AND BRIGHTNESS STEPLIGHT

Step66 Full Light is the new frontier in step lights. The collection has been expanded with a version providing high visibility and brightness thanks to the halo effect of the translucent frame. The use of a removable support makes installation easier and simpler. The asymmetrical optic projects a light beam with perfectly defined contours; the high visibility Step66 Full Light marks out paths and walkways.

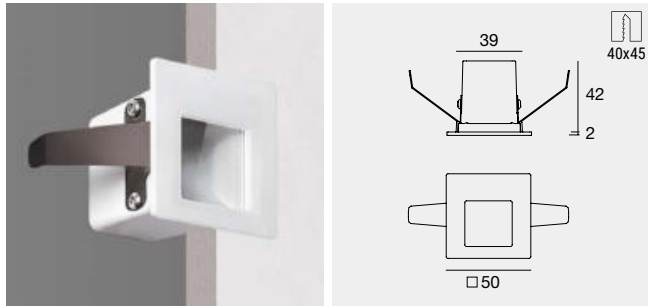


Step66 full light
Off



Step66 full light
On

Step66 | powerLED | 1 W DC 350 mA

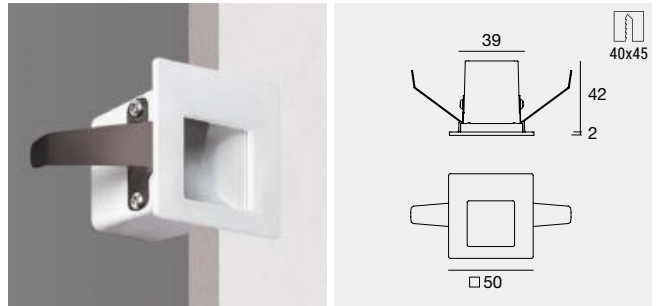


	Cct	lm S - D	Opt
OP 76683	M	145 - 70	07
	W	154 - 74	
	N	165 - 79	

Electronics

89419 ON/OFF 1 - 2 art. 65 x 74 x h 27	89421 ON/OFF 3 - 6 art. 65 x 74 x h 27	99183 ON/OFF 6 - 12 art. 80 x 100 x h 31	83100 DALI 1 - 14 art. 54 x 121 x h 26
--	--	--	--

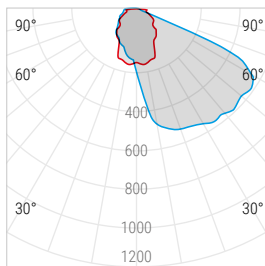
Step66 | 176-264 V AC | powerLED | 1 W DC - 1,5 W AC



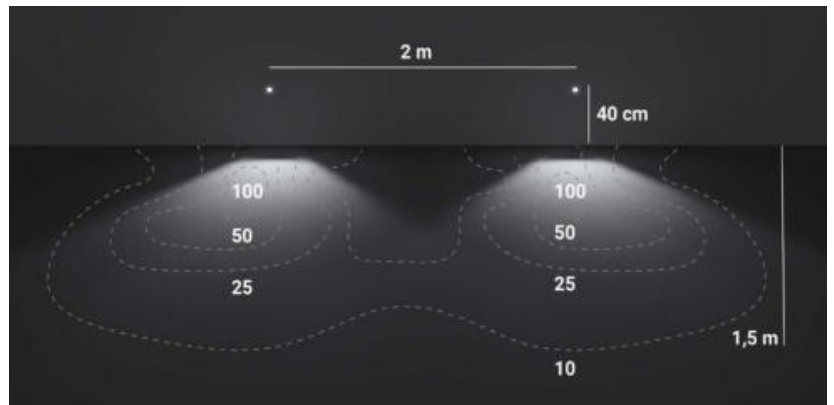
	Cct	lm S - D	Opt
OP 76688	M	145 - 70	07
	W	154 - 74	
	N	165 - 79	

Integrated driver

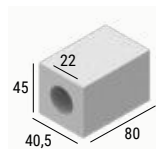
Photometric curve of Step66 1,5W (76688)



— C0/C180 — C90/C270
Optic 07 Asymmetric



Recessed casing



WH 83181

Template for concrete casting

suitable for: Step66

Step lights

200

Colors	Cct	Optics
OP Opaline	M 2700 N 4000 W 3000	07 Asymmetric



ENVELOPE_RW

INTEGRATED DRIVER

ENVELOPE_RW, NOW THE DRIVER IS ENCLOSED IN JUST 28 MILLIMETRES

The Envelope_RW family has been joined by a new round marker light with driver built into the structure, which protrudes by just 28 mm and can be connected directly to the mains. It appears as a single compact element, with a clean, minimalist appearance; the pure geometric shapes gently illuminate the space, creating an evocative sense of depth both indoors and outdoors. Available in four finishes: White, Grey, Black Grey, Dark Brown; two colour temperatures: 3000K and 4000K; and two powers: 1.6W for a softer effect and 2.5W for a more incisive effect.



White



Grey



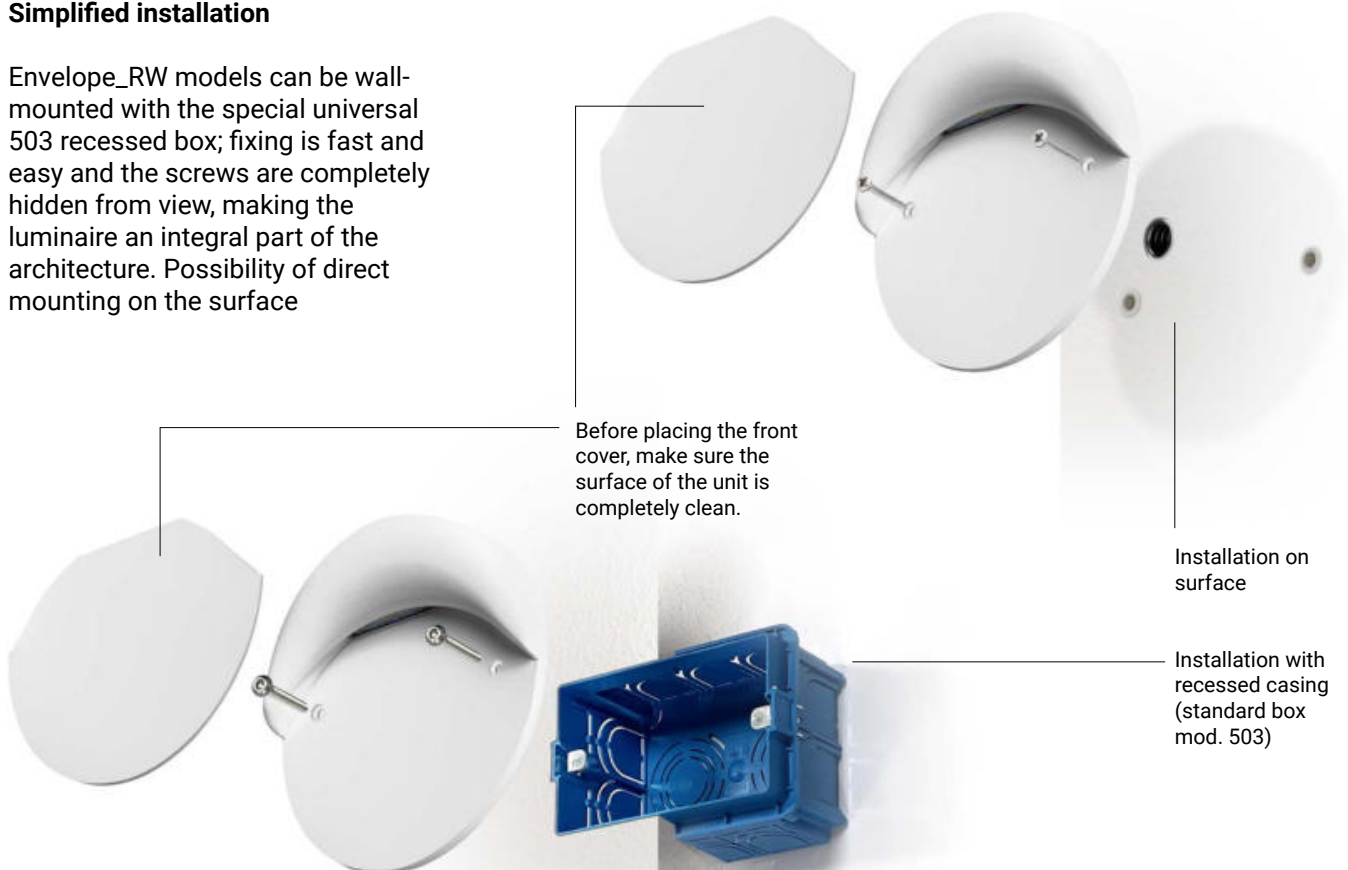
Black Grey



Dark Brown

Simplified installation

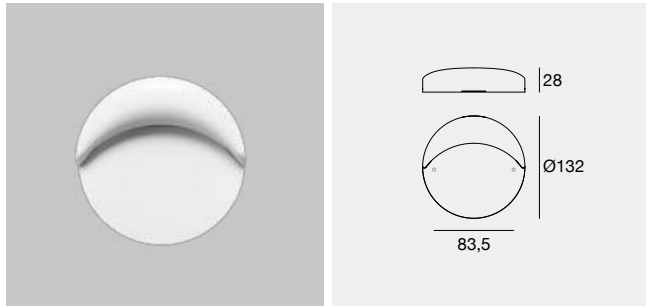
Envelope_RW models can be wall-mounted with the special universal 503 recessed box; fixing is fast and easy and the screws are completely hidden from view, making the luminaire an integral part of the architecture. Possibility of direct mounting on the surface



Before placing the front cover, make sure the surface of the unit is completely clean.

Installation on surface

Installation with recessed casing (standard box mod. 503)



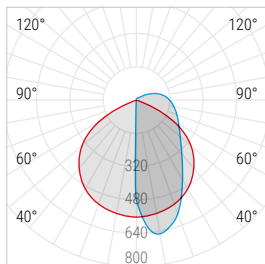
1 W DC - 1,6 W AC		Cct	lm S - D	Opt
WH	77040	W	181 - 76	07
GR	77041	N	189 - 79	
BG	77042			
DB	77043			

2 W DC - 2,5 W AC		Cct	lm S - D	Opt
WH	77044	W	370 - 156	07
GR	77045	N	390 - 162	
BG	77046			
DB	77047			

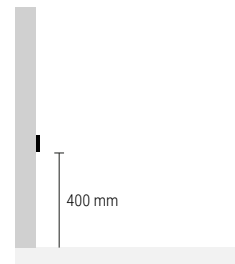
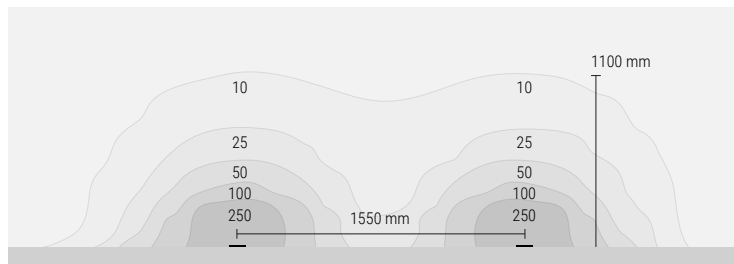
Recessed optics and visual comfort

The recessed source is hidden from view, making it a luminaire: the eye sees and appreciates only the clean and comfortable emission; in a slightly asymmetrical position, it directs the beam towards the walking area.


Photometric curves of Envelope_RW 2,5W (77044W07)



— C0/C180 — C90/C270
Optic 07 Asymmetric



Accessories



503 98111 Recessed casing (standard box mod. 503)
 suitable for: Envelope_RW

Step lights

204

Colors

WH	White	BG	Black Grey
GR	Grey	DB	Dark Brown

Cct

W	3000
N	4000

Optics

07 Asymmetric



ENVELOPE



ELEGANCE AND QUINTESSENCE IN JUST 13 MILLIMETRES

The Envelope family is renewed with new powers, and Envelope_R is joined by a new round path marker that appears as a single, compact element, just 13 millimetres in size, featuring a clean and pared-back look. The pure geometric forms gently illuminate the space creating a suggestive sense of depth both indoors and outdoors. It is available in four finishes, white, grey, black grey, dark brown, two colour temperatures, 3000K and 4000K, and two powers, 1.5W for a softer effect, and 4W for a more incisive effect.

Recessed optics and visual comfort

The recessed source is hidden from view, making it a full cut-off luminaire: the eye sees and appreciates only the clean and comfortable emission; in a slightly asymmetrical position, it directs the beam towards the walking area.




Simplified installation

The Envelope_R and Envelope_Q models can be wall-mounted using the special 503 flush-mounted box; installation is simple and fast, and the screws are completely hidden from view making the luminaire one with the architecture.

The Envelope_QW model can be fixed directly on the surface using the special bracket supplied with the product, without the use of a flush-mounted box.



Envelope_Q
Envelope_R



1,5 W DC

	Cct	lm S - D	Opt
WH 76104	W	213 - 103	07
GR 76105	N	224 - 108	
BG 76106			
DB 76107			

Electronics

89488 ON/OFF 1 - 9 art. 80 x 100 x h 31	89179 ON/OFF 1 - 15 art. 92 x 117 x h 38	89359 ON/OFF 1 - 30 art. 115 x 140 x h 50	99332 0/1-10V 1 - 98 art. 60 x 158 x h 35	99722 DALI 1 - 78 art. 63 x 191 x h 38
---	--	---	---	--



White

Black Grey

4 W DC

	Cct	lm S - D	Opt
WH 76090	W	468 - 227	07
GR 76091	N	490 - 237	
BG 76092			
DB 76093			

Electronics

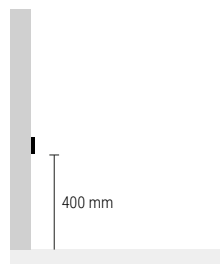
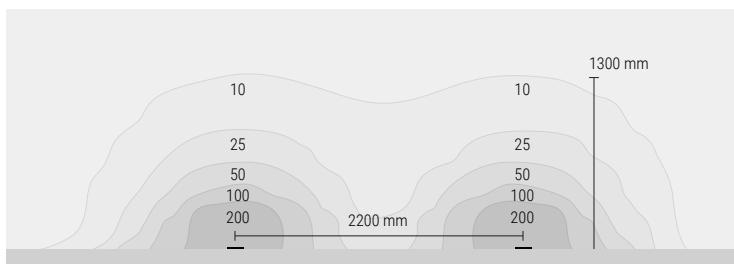
89488 ON/OFF 1 - 3 art. 80 x 100 x h 31	89179 ON/OFF 1 - 5 art. 92 x 117 x h 38	89359 ON/OFF 1 - 11 art. 115 x 140 x h 50	99332 0/1-10V 1 - 35 art. 60 x 158 x h 35	99722 DALI 1 - 26 art. 63 x 191 x h 38
---	---	---	---	--



Grey

Dark Brown

Envelope_R 4W (76090)



Accessories



503 98111 Recessed casing (standard box mod. 503)
suitable for: Envelope_R

Step lights

208

Colors

WH White	BG Black Grey
GR Grey	DB Dark Brown

Cct

W 3000
N 4000

Optics

07 Asymmetric





Envelope_Q | topLED | 24 V DC



Installation with outer casing

4 W DC

WH	76098	Cct	lm S - D	Opt
GR	76099	W	468 - 296	07
BG	76100	N	490 - 310	
DB	76101			

Electronics

89488	89179	89359	99332	99722
ON/OFF 1 - 3 art. 80 x 100 x h 31	ON/OFF 1 - 5 art. 92 x 117 x h 38	ON/OFF 1 - 11 art. 115 x 140 x h 50	0/1-10V 1 - 35 art. 60 x 158 x h 35	DALI 1 - 26 art. 63 x 191 x h 38

Envelope_QW | topLED | 24 V DC



Installation with bracket

4 W DC

WH	76094	Cct	lm S - D	Opt
GR	76095	W	468 - 296	07
BG	76096	N	490 - 310	
DB	76097			

Electronics


89488	89179	89359	99332	99722
ON/OFF 1 - 3 art. 80 x 100 x h 31	ON/OFF 1 - 5 art. 92 x 117 x h 38	ON/OFF 1 - 11 art. 115 x 140 x h 50	0/1-10V 1 - 35 art. 60 x 158 x h 35	DALI 1 - 26 art. 63 x 191 x h 38



White



Black Grey



Grey



Dark Brown

Accessories



503 98111

Recessed casing
(standard box mod.
503)

suitable for: Envelope_Q

Colors

WH	White	BG	Black Grey
GR	Grey	DB	Dark Brown

Cct

W	3000
N	4000

Optics

07 Asymmetric

Step lights

OPTIWALL



A CASCADE OF LIGHT IN A FEW MILLIMETRES OF THICKNESS

The OPTIWALL is an innovative marker light with no casing and only 18 mm thick to contain the light sources. Available in two formats, square and rectangular, and three sizes: 160x160, 160x84 and 295x84 mm. It is the ideal luminaire for outdoor walkways or stairs, and it is easy to install. The recessed light sources, thanks to the large flat diffuser underneath, diffuse a copious cascade of light on both horizontal and vertical surfaces. OPTIWALL, indoor and outdoor, is certified Bug Rating 0.

OPTIWALL: THE
RIGHT BALANCE
BETWEEN SHAPE
AND COLOUR




White



Black Grey

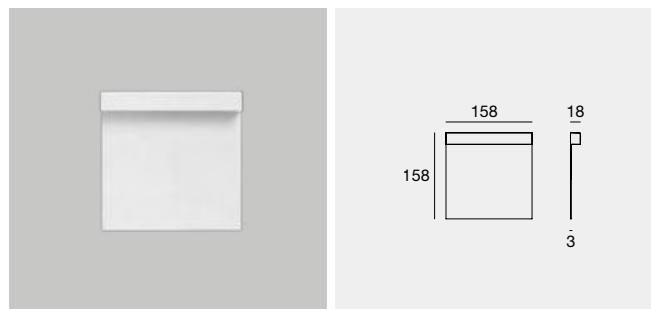


Dark Brown



Grey

Optiwall | topLED | 24V CV - 3,5 W DC


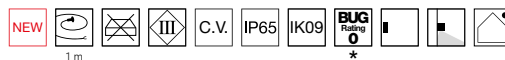


WH	77383	M	366 - 297	Opt
GR	77384	W	384 - 311	07
BG	77386	N	401 - 325	
DB	77385			

Electronics

89488	89179	89359	99332	99722
ON/OFF 1 - 4 art. 100 x 80 x h 31	ON/OFF 1 - 6 art. 117 x 92 x h 38	ON/OFF 1 - 13 art. 140 x 115 x h 50	0/1-10V 1 - 42 art. 150 x 60 x h 35	DALI 1 - 26 art. 191 x 63 x h 38

Optiwall | topLED | 24V CV - 3,5 W DC

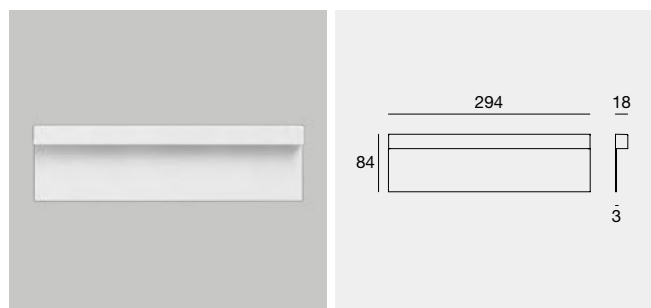


WH	77387	M	366 - 275	Opt
GR	77388	W	384 - 288	07
BG	77390	N	401 - 301	
DB	77389			

Electronics

89488	89179	89359	99332	99722
ON/OFF 1 - 4 art. 100 x 80 x h 31	ON/OFF 1 - 6 art. 117 x 92 x h 38	ON/OFF 1 - 13 art. 140 x 115 x h 50	0/1-10V 1 - 42 art. 150 x 60 x h 35	DALI 1 - 26 art. 191 x 63 x h 38

Optiwall | topLED | 24V CV - 7 W DC



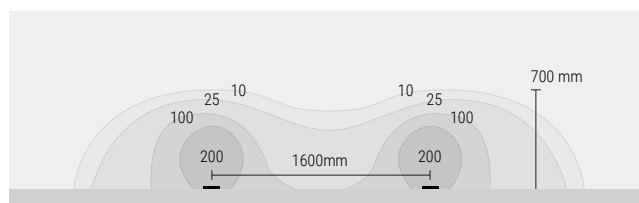
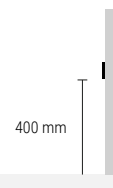
WH	77370	M	732 - 576	Opt
GR	77371 <td>W</td> <td>767 - 605</td> <td>07</td>	W	767 - 605	07
BG	77373 <td>N</td> <td>803 - 632</td> <td></td>	N	803 - 632	
DB	77372 <td></td> <td></td> <td></td>			

Electronics

89179	89359	99331	99332	99722
ON/OFF 1 - 3 art. 92 x 117 x h 38	ON/OFF 1 - 6 art. 115 x 140 x h 50	ON/OFF 1 - 21 art. 150 x 60 x h 35	0/1-10V 1 - 21 art. 150 x 60 x h 35	DALI 1 - 17 art. 191 x 63 x h 38

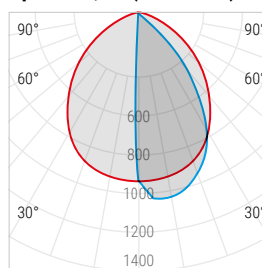


* BUG rating 0:
Only for the finishes
Black Grey and Dark Brown



Optiwall 3,5W (77389W07)

Photometric curves of
Optiwall 3,5W (77389W07)



Optic 07 Asymmetric

Step lights

214

Colors

WH	White	BG	Black Grey
GR	Grey	DB	Dark Brown

Cct

M	2700	N	4000
W	3000		


Optics

07 Asymmetric



ALCOR

INTEGRATED DRIVER



40 mm




65 mm

Scale 1:1

SPECTACULAR LIGHTS TO MARK A PATH

Alcor is a range of extremely compact recessed marker lights, with an IP67 protection rating. The power supply is built into the structure, so they can be connected directly to the power line, making installation easier. The body is made of AISI 316 L steel and they have a load capacity of up to 2000 kg. They are available in two shapes, round or square, with a 180° window, narrow window, 2 windows or 4 windows, which allow you to mark a path with fascinating lighting effects.

Alcor_Q lighting effect



Alcor_R lighting effect



Alcor_R | powerLED | 198-264 V AC | 1,6 W DC - 3 W AC



ST	83558	Cct	Im S - Im D	Opt
		M	233 - 36	18
		W	249 - 39	
		N	266 - 42	

Pag. 219 Recessed casing


Alcor_R1 | powerLED | 198-264 V AC | 1,6 W DC - 3 W AC



ST	83559	Cct	Im S - Im D	Opt
		M	233 - 13	18
		W	249 - 14	
		N	266 - 15	

Pag. 219 Recessed casing

Alcor_R2 | powerLED | 198-264 V AC | 1,6 W DC - 3 W AC



ST	83560	Cct	Im S - Im D	Opt
		M	233 - 26	18
		W	249 - 28	
		N	266 - 30	

Pag. 219 Recessed casing

Alcor_R4 | powerLED | 198-264 V AC | 1,6 W DC - 3 W AC



ST	83561	Cct	Im S - Im D	Opt
		M	233 - 52	18
		W	249 - 56	
		N	266 - 60	

Pag. 219 Recessed casing


Alcor_Q1 | powerLED | 198-264 V AC | 1,6 W DC - 3 W AC



ST	83562	Cct	lm S - lm D	Opt
		M	233 - 19	18
		W	249 - 21	
		N	266 - 22	

Pag. 219 Recessed casing

Alcor_Q2 | powerLED | 198-264 V AC | 1,6 W DC - 3 W AC



ST	83563	Cct	lm S - lm D	Opt
		M	233 - 39	18
		W	249 - 42	
		N	266 - 45	

Pag. 219 Recessed casing

Alcor_Q4 | powerLED | 198-264 V AC | 1,6 W DC - 3 W AC



ST	83564	Cct	lm S - lm D	Opt
		M	233 - 78	18
		W	249 - 84	
		N	266 - 90	

Pag. 219 Recessed casing

Recessed casing



PVC 84918

Recessed casing

suitable for: Alcor_R / Alcor_R1 / Alcor_R2
Alcor_R4 / Alcor_Q1 / Alcor_Q2 / Alcor_Q4

Colors	Cct	Optics
ST Steel	M 2700 N 4000 W 3000	18 Radial

ASTROPEK

220-240 V



ONE, TWO OR FOUR: SUITABLE FOR ANY PATH

Astropek has been revamped to expand its installation potential. Thanks to the special base, it can be placed in even the most sensitive and complex settings, such as historical town centres. The innovative truncated, tapered base makes it easier and faster to position while the cabling does not require an outer casing. The fixture can be connected directly to the mains power supply and is designed with a LED light source for high-efficiency and brightness. Astropek can be driven on and withstand weights of up to 2,500 kg. It is available with one, two or four emission uplights.



Astropek_1



Astropek_2



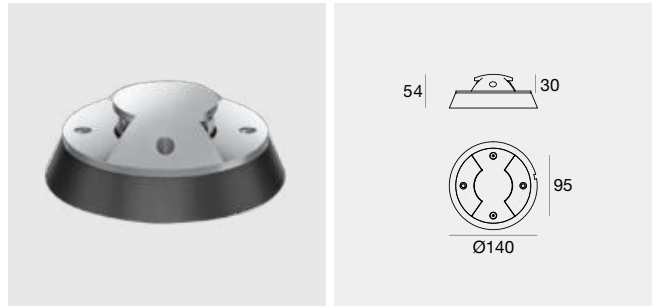
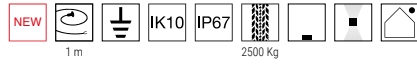
Astropek_4

Astropek_1 | arrayLED | 220-240 V AC | 7 W AC



	Cct	lm S - D	Opt
GR 76698	W	865 - 74	12
	N	870 - 74	

Astropek_2 | arrayLED | 220-240 V AC | 7 W AC



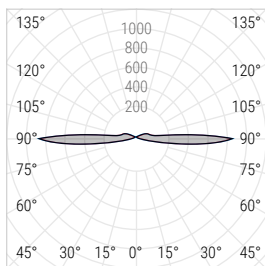
	Cct	lm S - D	Opt
GR 76699	W	865 - 148	12
	N	870 - 148	

Astropek_4 | arrayLED | 220-240 V AC | 7 W AC



	Cct	lm S - D	Opt
GR 76700	W	865 - 158	12
	N	870 - 158	

Photometric curve of Astropek_2 7W (76699)



— C0/C180 — C90/C270
Optic 12 EW.Flood

Step lights

222

Colors	Cct	Optics
GR Grey	W 3000 N 4000	12 EW.Flood



FOOTPAD



FOOTPAD IS THE ULTRA-FLAT SURFACE MARKER LIGHT WITH 360° LIGHTING

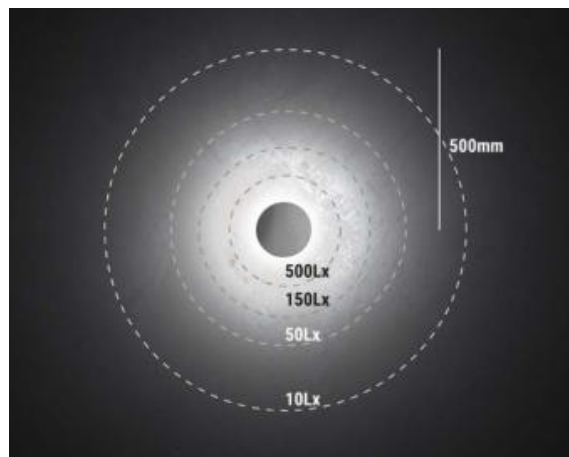
A series of IP67 floor-mounted luminaires, characterised by an ultra-flat AISI 316 stainless steel structure, with a projection of just 20 mm. Available in two shapes and two electrifications, it is designed for 360° grazing lighting above the ground, suitable for illuminating passageways and at the same time creating striking lighting effects. Footpad is installed directly on the surface without the need for casings; the strong and reliable materials guarantee an IK10 impact resistance rating.



< Private project | Verona, Italy



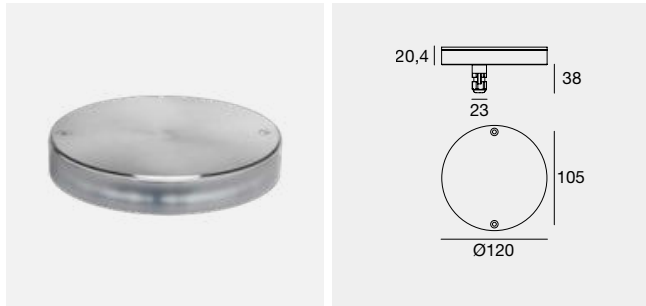
Footpad_R
3000K
Diffused lighting



Footpad 5W (77451W00)



Footpad_R | arrayLED



C.C. 4,5 W DC - 500mA

ST	77453	Cct	Im S - Im D	Opt
		M	646 - 199	00
		W	673 - 208	
		N	711 - 219	

Electronics

99181	99185	83101
ON/OFF 1 - 2 art. 100 x 80 x h 31	ON/OFF 2 - 4 art. 117 x 92 x h 38	DALI 1 - 4 art. 121 x 53 x h 26

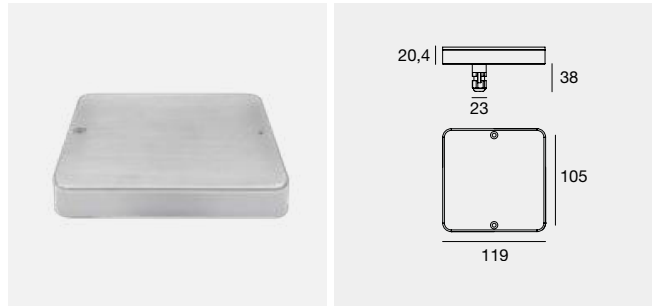
C.V. 5 W DC - 24 V DC

ST	77451	Cct	Im S - Im D	Opt
		M	646 - 199	00
		W	673 - 208	
		N	711 - 219	

Electronics

89488	89179	89359	99332	99722
ON/OFF 1 - 2 art. 100 x 80 x h 31	ON/OFF 1 - 4 art. 117 x 92 x h 38	ON/OFF 1 - 9 art. 140 x 115 x h 50	0/1-10V 1 - 29 art. 150 x 60 x h 35	DALI 1 - 23 art. 191 x 63 x h 38

Footpad_Q | arrayLED



C.C. 4,5 W DC - 500mA

ST	77454	Cct	Im S - Im D	Opt
		M	646 - 199	00
		W	673 - 208	
		N	711 - 219	

Electronics

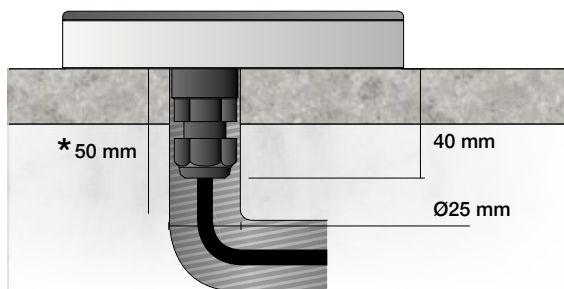
99181	99185	83101
ON/OFF 1 - 2 art. 100 x 80 x h 31	ON/OFF 2 - 4 art. 117 x 92 x h 38	DALI 1 - 4 art. 121 x 53 x h 26

C.V. 5 W DC - 24 V DC

ST	77452	Cct	Im S - Im D	Opt
		M	646 - 199	00
		W	673 - 208	
		N	711 - 219	

Electronics

89488	89179	89359	99332	99722
ON/OFF 1 - 2 art. 100 x 80 x h 31	ON/OFF 1 - 4 art. 117 x 92 x h 38	ON/OFF 1 - 9 art. 140 x 115 x h 50	0/1-10V 1 - 29 art. 150 x 60 x h 35	DALI 1 - 23 art. 191 x 63 x h 38



* Distance to be maintained before cable bending

Position of installation hole for cable and cable gland

The Footpad_R and Footpad_Q models are secured to the floor using special tamper resistant screws



AISI 316L stainless steel body

Polycarbonate diffuser



Colors	Cct	Optics
ST Steel	M 2700 N 4000 W 3000	00 Diffused

Step lights



BUZZER

A NEW BOLLARD THAT REVOLUTIONISES THE CONCEPT OF VISUAL COMFORT WITH WRAPAROUND LIGHTING AND NO SHADOW AREAS

Buzzer is the new bollard designed to illuminate routes, whether pedestrian or vehicle, and contemporary landscape projects. Available in four heights and three diameters, it is a flexible outdoor device, ideal for meeting all the designer's requirements. The light source, located entirely under the head, ensure Buzzer's excellent anti-glare, visual comfort. The bollard illuminates on the ground with 2 openings (180°) or a single opening (360°) with no upward dispersion. Thanks to its special optics, it offers a wide light diffusion all around it with no shadow areas at the base. Buzzer comes in three neutral finishes which are perfect for outdoor installation: Grey, Black Grey and Dark Brown. Available in four temperature colours: 2200K, 2700K, 3000K and 4000K.





Buzzer Pro
7,1 W AC
3000K
Optic Asymmetric 360°
H 145 mm




Buzzer Pro
20,5 W AC
3000K
Optic Asymmetric 360°



RANGE

Ø70

Ø120



H87

Buzzer
7 W On-Off

Buzzer Pro
8,5 W On-Off

Optic
360° - 180°

H400

Buzzer
7 W On-Off

Buzzer Pro
8,5 W On-Off

Optic
360° - 180°

H700

Buzzer
7 W On-Off

Buzzer Pro
8,5 W On-Off

Optic
360° - 180°

H900

Buzzer
7 W On-Off

Buzzer Pro
8,5 W On-Off

Optic
360° - 180°

H145

Buzzer
7 W On-Off

Buzzer Pro
6,5 W On-Off - DALI
7,1 W On-Off

Optic
360° - 180°


H410

Buzzer
10 W On-Off

Buzzer Pro
11 W On-Off
11 W DALI 2

Optic
360° - 180°

Ø190



H710
Buzzer
10 W On-Off
Buzzer Pro
11 W On-Off
11 W DALI 2
Optic
360° - 180°

H910
Buzzer
10 W On-Off
Buzzer Pro
11 W On-Off
11 W DALI 2
Optic
360° - 180°

H400
Buzzer Pro
20,5 W On-Off
20,5 W DALI 2
Optic
360°

H700
Buzzer Pro
20,5 W On-Off
20,5 W DALI 2
Optic
360°

H900
Buzzer Pro
20,5 W On-Off
20,5 W DALI 2
Optic
360°

OPTICAL COMPARTMENT



360° optic



180° optic

FINITURES



Grey



Dark Brown



Black Grey

RELAMPING KIT

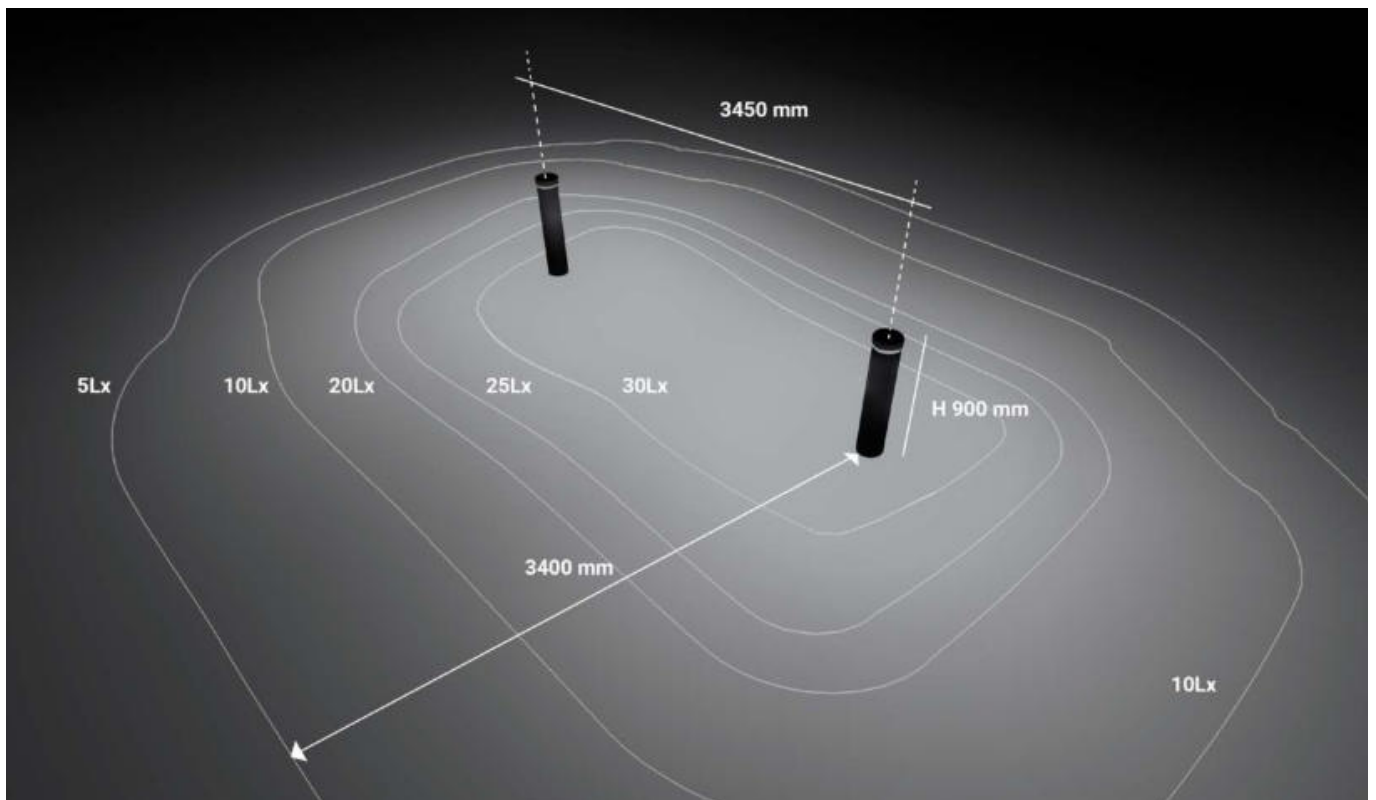
For poles with a diameter of 60 mm external, 56 mm internal



Step 01
Removal of old
mounted fixture


Step 02
Connection of the relamping kit with the
waterproof (oppure puoi usare watertight)
connector (included)

Step 03
Press-fit insertion of
the relamping kit



BUZZER Ø190 mm | H900 mm | 20,5 W AC | 3000K

Buzzer | arrayLED | 220 V AC



L 400 - 7 W AC

	Cct	Im S - Im D	Opt
BG 76874	W	865 - On req	00
GR 76875	N	870 - On req	18
DB 76876			

L 700 - 7 W AC


	Cct	Im S - Im D	Opt
BG 76878	W	865 - On req	00
GR 76879	N	870 - On req	18
DB 76880			

L 900 - 7 W AC

	Cct	Im S - Im D	Opt
BG 76882	W	865 - On req	00
GR 76883	N	870 - On req	18
DB 76884			

Pag. 238 Accessories
Available from April 2023

Buzzer | Kit relamping | arrayLED | 220 V AC

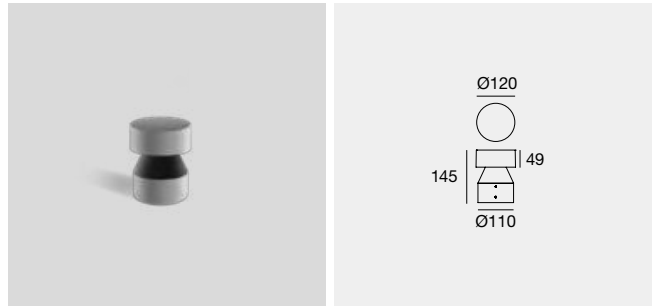
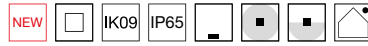


7 W AC

	Cct	Im S - Im D	Opt
BG 77187	W	865 - On req	00
GR 77188	N	870 - On req	18
DB 77189			

Available from April 2023

Buzzer | arrayLED | 220 V AC

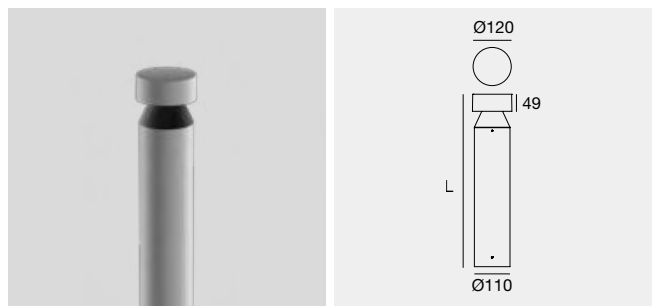
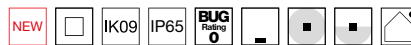


7 W AC

	Cct	Im S - Im D	Opt
BG 76886	W	865 - On req	00
GR 76887	N	870 - On req	18
DB 76888			

Pag. 239 Accessories
Available from April 2023

Buzzer | arrayLED | 220 V AC



L 410 - 10 W AC

	Cct	Im S - Im D	Opt
BG 76890	W	1065 - On req	00
GR 76891	N	1105 - On req	18
DB 76892			

L 710 - 10 W AC

	Cct	Im S - Im D	Opt
BG 76894	W	1065 - On req	00
GR 76895	N	1105 - On req	18
DB 76896			

L 910 - 10 W AC

	Cct	Im S - Im D	Opt
BG 76898	W	1065 - On req	00
GR 76899	N	1105 - On req	18
DB 76900			

Pag. 239 Accessories
Available from April 2023



* Only for Asymmetric 180° optics (18)

Bollards

236

Colors


BG	Black/Grey	DB	Dark Brown
GR	Grey		

Cct

W	3000
N	4000


Optics

00	Asymmetric 360°
18	Asymmetric 180°



Buzzer
10 W AC
4000K
Optic Asymmetric 360°
BUG rating 0

Buzzer Pro | arrayLED | 220-240 V AC



L 400 - 6,5 W DC - 8,5 W AC

	Col	Cct	Im S - Im D	Opt
C00007 On-Off	BG	A	746 - On req	RD
	GG	M	881 - On req	SR
	DB	W	918 - On req	
	N		975 - On req	

L 700 - 6,5 W DC - 8,5 W AC


	Col	Cct	Im S - Im D	Opt
C00008 On-Off	BG	A	746 - On req	RD
	GG	M	881 - On req	SR
	DB	W	918 - On req	
	N		975 - On req	

L 900 - 6,5 W DC - 8,5 W AC

	Col	Cct	Im S - Im D	Opt
C00009 On-Off	BG	A	746 - On req	RD
	GG	M	881 - On req	SR
	DB	W	918 - On req	
	N		975 - On req	

Pag. 238 Accessories
Available from April 2023

Buzzer Pro | Kit relamping | arrayLED | 220-240 V AC



6,5 W DC - 8,5 W AC

	Col	Cct	Im S - Im D	Opt
C00010 On-Off	BG	A	746 - On req	RD
	GG	M	881 - On req	SR
	DB	W	918 - On req	
	N		975 - On req	

Available from April 2023

Bollards

238

Colors

BG	Black/Grey	DB	Dark Brown
GG	Grey		

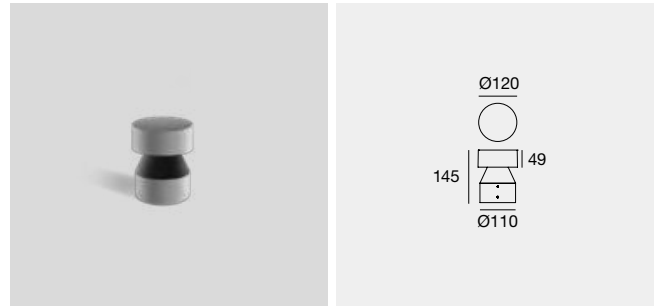
Cct

A	2200	W	3000
M	2700	N	4000

Optics

RD	Asymmetric 360°
SR	Asymmetric 180°

Buzzer Pro | arrayLED | 350mA



C.C. 6,5 W DC

	Col	Cct	Im S - Im D	Opt
C00017	BG	A	651 - On req	RD
	GG	M	773 - On req	SR
	DB	W	806 - On req	
	N		851 - On req	

Electronics

89421	99183	83100
ON/OFF 1 art. 65 x 74 x h 27	ON/OFF 1 - 2 art. 80 x 100 x h 31	DALI 1 - 2 art. 54 x 121 x h 26

Pag. 239 Accessories
Available from April 2023

Buzzer Pro | arrayLED | 220-240 V AC

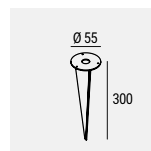


5,4 W DC - 7,1 W AC

	Col	Cct	Im S - Im D	Opt
C00018 On-Off	BG	A	651 - On req	RD
	GG	M	773 - On req	SR
	DB	W	806 - On req	
	N		851 - On req	

Pag. 239 Accessories
Available from April 2023

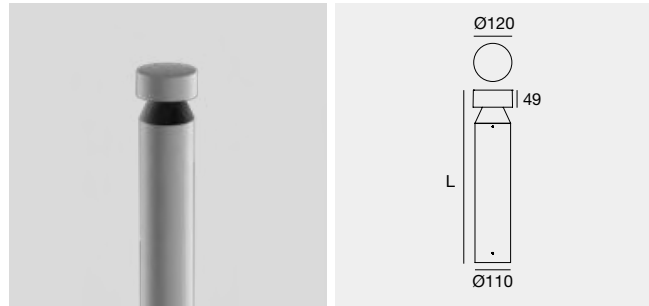
Accessories



ST W-F500001

Steel peg 300 mm

suitable for: Buzzer Ø70 - Buzzer Pro Ø70



L 410 - 9,3 W DC - 11 W AC

	Col	Cct	Im S - Im D	Opt
C00011 On-Off	BG	A	1011 - On req	RD
	GG	M	1193 - On req	SR
	DB	W	1244 - On req	
C00014 DALI		N	1313 - On req	

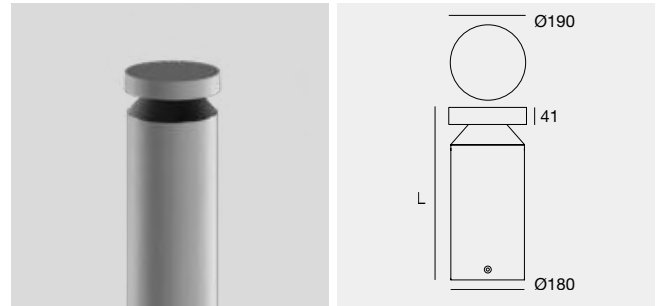
L 710 - 9,3 W DC - 11 W AC

	Col	Cct	Im S - Im D	Opt
C00012 On-Off	BG	A	1011 - On req	RD
	GG	M	1193 - On req	SR
	DB	W	1244 - On req	
C00015 DALI		N	1313 - On req	

L 910 - 9,3 W DC - 11 W AC

	Col	Cct	Im S - Im D	Opt
C00013 On-Off	BG	A	1011 - On req	RD
	GG	M	1193 - On req	SR
	DB	W	1244 - On req	
C00016 DALI		N	1313 - On req	

Pag. 239 Accessories
Available from April 2023



L 400 - 18 W DC - 20,5 W AC

	Col	Cct	Im S - Im D	Opt
C00022 On-Off	BG	A	2345 - On req	RD
	GG	M	2674 - On req	
	DB	W	2785 - On req	
C00019 DALI		N	2939 - On req	

L 700 - 18 W DC - 20,5 W AC

	Col	Cct	Im S - Im D	Opt
C00023 On-Off	BG	A	2345 - On req	RD
	GG	M	2674 - On req	
	DB	W	2785 - On req	
C00020 DALI		N	2939 - On req	

L 900 - 18 W DC - 20,5 W AC

	Col	Cct	Im S - Im D	Opt
C00024 On-Off	BG	A	2345 - On req	RD
	GG	M	2674 - On req	
	DB	W	2785 - On req	
C00021 DALI		N	2939 - On req	

Pag. 239 Accessories
Available from April 2023

How to configure a product: guide to the composition of the finished code

	Col	Cct	Im S - Im D	Opt	
C00013 On-Off	BG	A	746 - On req	RD	C00013 + GG + W + RD = C00013GGWRD 1 st product code 2 nd finish code 3 rd temperature code 4 th optics code Composed finished code
	GG	M	881 - On req	SR	
	DB	W	918 - On req		
		N	975 - On req		

Accessories

ST W-F900001 Tie rods

suitable for: Buzzer Ø110 - Buzzer Pro Ø110

Accessories

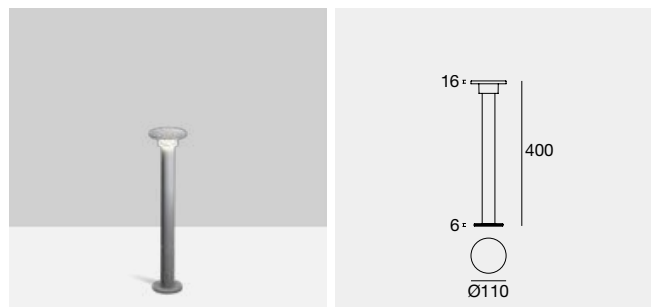
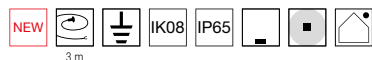
ST W-F900002 Tie rods

suitable for: Buzzer Ø180 - Buzzer Pro Ø180

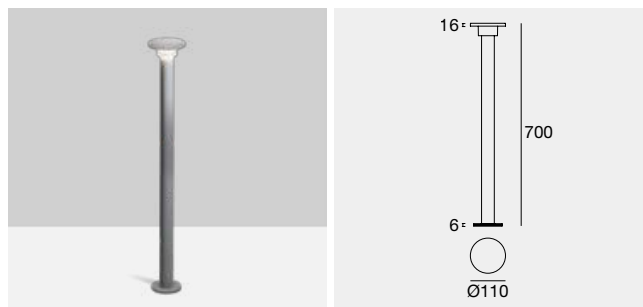
Colors	Cct	Optics	Bollards
BG Black/Grey	A 2200	RD Asymmetric 360°	239
GG Grey	M 2700	SR Asymmetric 180°	

NAIL





	Cct	lm S - lm D	Opt
BG 76870	W	865 - 338	00
DB 76871	N	870 - 338	
GR 76872			
SN 76873			



	Cct	lm S - lm D	Opt
BG 76914	W	865 - 338	00
DB 76915	N	870 - 338	
GR 76916			
SN 76917			

The Nail collection is completed with a new fixed stem bollard, with two heights, 400 mm and 700 mm, and four dedicated finishes. The luminaire can be connected directly to the mains.




Black Grey

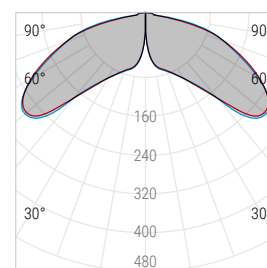
Dark Brown

Grey

Sand



Photometric curve of Nail 7W (76914N00)



Optic 00 Diffused

Accessories




ST 83158 Tie rods

suitable for: Nail

Colors	Cct	Optics
BG Black Grey	W 3000	00 Diffused
DB Dark Brown	N 4000	
GR Grey		
SN Sand		

MK68





MK68 TAKES A LEAP FORWARD

MK68 is an adjustable underwater luminaire with IP68 protection rating, designed to create special light effects in swimming pools, water baths or fountains. The revolutionary ZeroAir system definitively prevents the development of humidity inside the product. Available in two sizes with round or square section, two power ratings and with a new Flood optic. The fixture is in polycarbonate with closing elements in AISI 316L stainless steel, and the special structure ensures MK68 is able to resist up to 25 metres in depth.

NO FLEX

MK68 is completed by a new accessory specifically for the 1290mm length. Available for the round and square section, when positioned centrally, it prevents the device from flexing when it is installed under a waterfall, for example. The accessory is included in the MK68_R 82644, 82648 and MK68_Q 82652, 82656 models.



Central support bracket included for
MK68_R code 82644 – 82648



Central support bracket included for
MK68_Q code 82652 – 82656



A FLOOD OPTIC TO GO DEEP

MK68 retains its excellent technical features and is enhanced with a new Flood optic, 30° for the version with round section, and 39° for the version with square section.

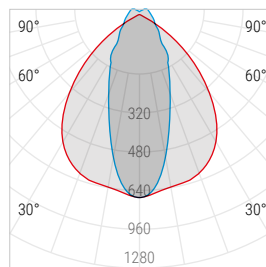
COMPARISON BETWEEN NEW FLOOD 30 OPTIC AND DIFFUSED 36 OPTIC



New optic 30

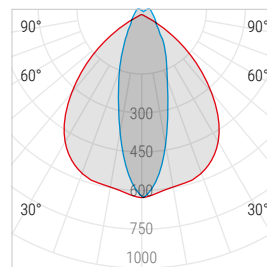


Photometric curve of MK68_Q 11W (82650N30)



— C0/C180 — C90/C270
Optic 30 Flood

Photometric curve of MK68_R 11W (82642N30)



— C0/C180 — C90/C270
Optic 30 Flood

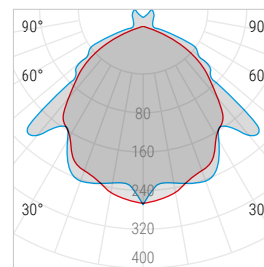
Photometric curves do not represent a measurement in water



Standard optic 36

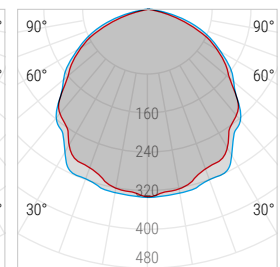


Photometric curve of MK68_Q 11W (82650N36)



— C0/C180 — C90/C270
Optic 36 Diffused

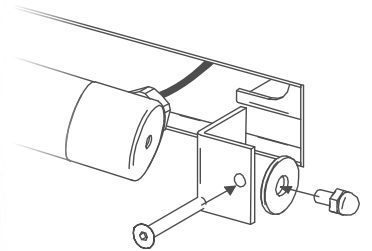
Photometric curve of MK68_R 11W (82642N36)




— C0/C180 — C90/C270
Optic 36 Diffused

MK68 FITS SEAMLESSLY INTO THE STRUCTURE WITH THE NEW OUTER CASING


The outer casing in AISI 316L stainless steel allows an additional recessed installation option for MK68. Designers now have an extra solution to create special underwater light effects in swimming pools, pools or fountains. The integrated bracket has been designed to allow easy installation and removal of the device, especially during maintenance and cleaning operations. The outer casing is available for the Mk68_R and MK68_Q models with the 694 mm and 1290 mm length.



ZEROAIR SYSTEM: LONG LIFE FOR MK68



ZeroAir System



Without ZeroAir System

Thanks to the experience gained in the design of immersion fixtures, Linea Light Group has realized a special system called ZeroAir, which definitively solves the formation of moisture inside the product, so as to preserve the LED circuit from the generation of condensation.

MK68_R | topLED | 12V DC



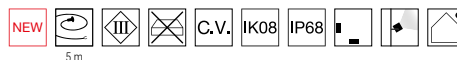
L 694 mm - 11W DC

	Cct	lm S - lm D	Opt
TR 82642	W	1470 - 1277	30
	N	1538 - 1284	36
	C	1538 - 1284	
OP 82646	W	1470 - 1161	00
	N	1538 - 1215	
	C	1538 - 1215	

Electronics

83010	83013	83012	83015
ON/OFF 1 - 5 art. 150 x 60 x h 35	ON/OFF 1 - 13 art. 150 x 60 x h 35	DALI 1 - 5 art. 191 x 63 x h 38	DALI 1 - 10 art. 220 x 71 x h 38

MK68_Q | topLED | 12V DC



L 694 mm - 11W DC

	Cct	lm S - lm D	Opt
TR 82650	W	1470 - 1259	30
	N	1538 - 1317	36
	C	1538 - 1317	
OP 82654	W	1470 - 1009	00
	N	1538 - 1055	
	C	1538 - 1055	

Electronics

83010	83013	83012	83015
ON/OFF 1 - 5 art. 150 x 60 x h 35	ON/OFF 1 - 13 art. 150 x 60 x h 35	DALI 1 - 5 art. 191 x 63 x h 38	DALI 1 - 10 art. 220 x 71 x h 38

L 1290 mm - 20W DC

	Cct	lm S - lm D	Opt
TR 82644	W	2940 - 2455	30
	N	3078 - 2568	36
	C	3078 - 2568	
OP 82648	W	2940 - 2323	00
	N	3078 - 2430	
	C	3078 - 2430	

Electronics

83010	83013	83012	83015
ON/OFF 1 - 3 art. 150 x 60 x h 35	ON/OFF 1 - 7 art. 150 x 60 x h 35	DALI 1 - 3 art. 191 x 63 x h 38	DALI 1 - 6 art. 220 x 71 x h 38

L 1290 mm - 20W DC

	Cct	lm S - lm D	Opt
TR 82652	W	2940 - 2519	30
	N	3078 - 2635	36
	C	3078 - 2635	
OP 82656	W	2940 - 2018	00
	N	3078 - 2111	
	C	3078 - 2111	

Electronics

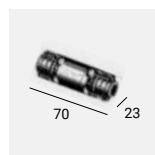
83010	83013	83012	83015
ON/OFF 1 - 3 art. 150 x 60 x h 35	ON/OFF 1 - 7 art. 150 x 60 x h 35	DALI 1 - 3 art. 191 x 63 x h 38	DALI 1 - 6 art. 220 x 71 x h 38



Cable extension on request:

MK68 694 mm: 22 metres of cable extension in total
MK68 1290 mm: 12 metres of cable extension in total

Connector gel 3 ways




PVC 98991 IP68
 max. 3x1.5 mm²
suitable for: MK68_R - MK68_Q

Connector 3 ways




PVC 84893 IP68
 min. 3x0,5 mm²
 max. 3x2,5 mm²
suitable for: MK68_R - MK68_Q

Accessories



ST 83020 Brackets x 2
suitable for: MK68_R - MK68_Q

Recessed casing



ST 83022 L 739 mm (suitable for L 694)
ST 83023 L 1335 mm (suitable for L 1290)
suitable for: MK68_R - MK68_Q

Colors	Cct	Optics	Underwater
TR Transparent	W 3000 C 6000	30 Flood (30°-33°) 00 Diffused	
OP Opaline	N 4000	36 Diffused (102°-111°)	

Underwater

VERSATILE IN EVERY SITUATION

MK68_Q:

82650N30

Tank size:

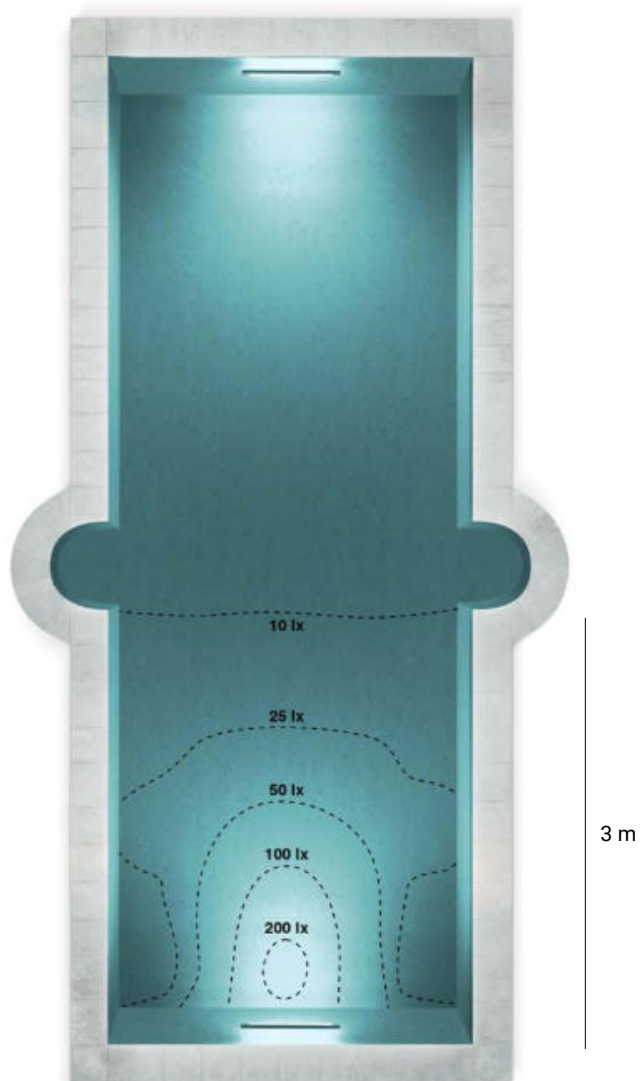
(L x P) 2,5 x 7 m

Tank depth:

0,5 m

Lamp height from tank floor:

0,4 m







RAPTOR



DESIGNED FOR WORK

By providing excellent light quality and high lighting performance, is the ideal solution for industrial and commercial lighting. Thanks to its high mechanical strength and ease of installation, it is suitable for large production and logistics spaces.

STRENGTH AND PERFORMANCE IN ANY SETTING

Raptor has been revamped and upgraded. The new light has a single high-performance die-cast aluminium body with low copper content, a structural material that ensures good anti-corrosion properties and excellent thermal performance. It comes with COB LED and SMD Top LED light sources. In the first, the optics are single and parabolic with 130W, 150W and 180W power. The diffuser is made of extra-clear tempered glass and can be installed in harsh environments with exposure to chemicals, acids, halides, solvents, grease and oil.



Antenna
(Twil® version)

Single die-cast
aluminium body
with low copper
content

Extra-clear,
4-mm-thick
tempered glass
(COB Led version)

3 COB Led
130W
150W

4 COB Led
180W



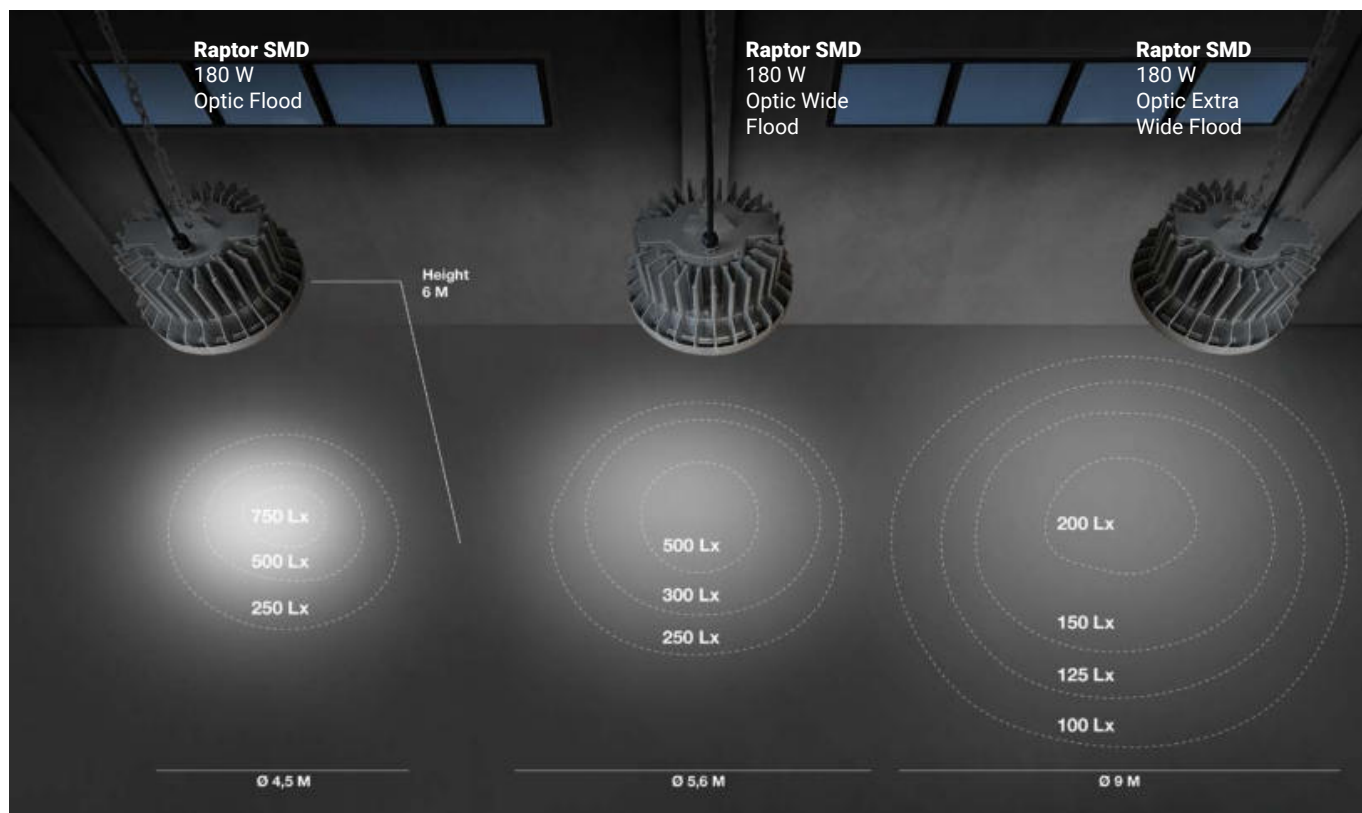
Polycarbonate
diffuser for versions
with optic code 30 and
60, suitable for the
food sector.
(SMD Top Led version)

130W
150W
180W

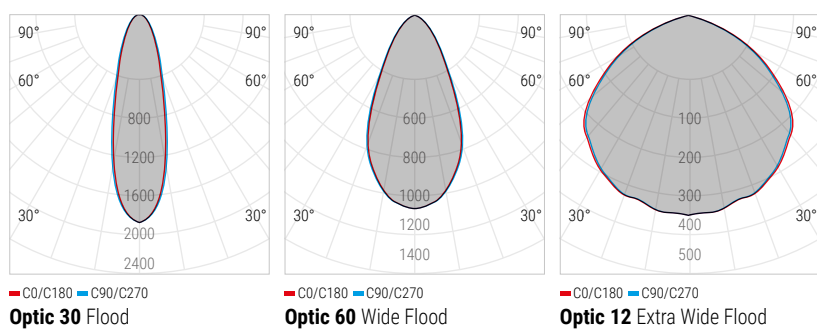
SMD TOP LED

In the SMD Top LED version, the power varies from 130W to 180W. Both solutions are available with three temperature colours: 3000K, 4000K, 5000K and include On/Off, DALI or Twil® controls.

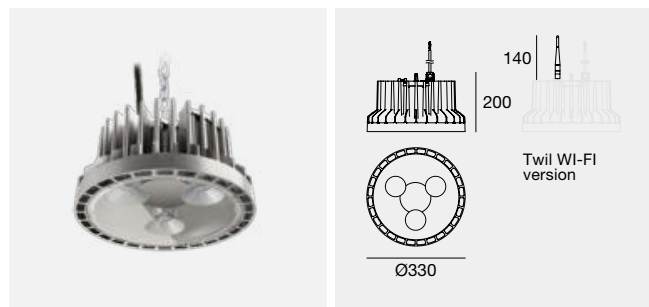
GROUND LIGHTING WITH OPTICS: FLOOD, WIDE FLOOD, EXTRA WIDE FLOOD



Photometric curves of Raptor 180W (77087)

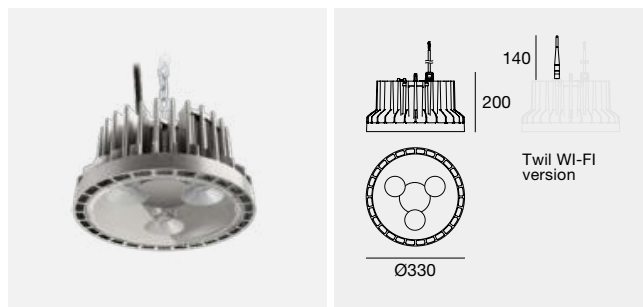






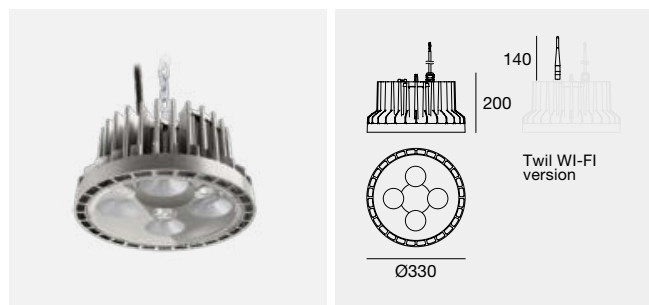
	Cct	lm S - lm D	Opt
AL 77090	W	16207 - On req	30
	N	17107 - On req	60
DALI	C	17303 - On req	90
AL 77091			12
			88
Twil			
AL 77092			

Available from February 2023



	Cct	lm S - lm D	Opt
AL 77093	W	20037 - On req	30
	N	21153 - On req	60
DALI	C	21395 - On req	90
AL 77094			12
			88
Twil			
AL 77095			

Available from February 2023



	Cct	lm S - lm D	Opt
AL 77096	W	24673 - On req	30
	N	26047 - On req	60
DALI	C	26345 - On req	90
AL 77097			12
			88
Twil			
AL 77098			

Available from February 2023

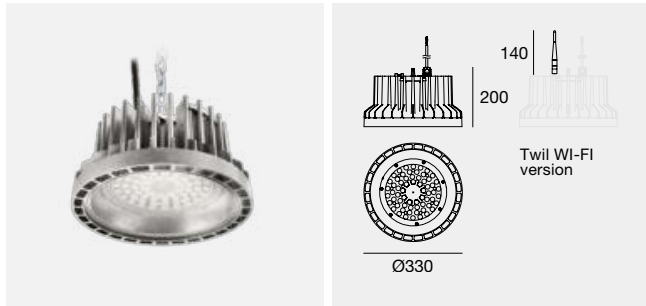


OPTIC ELLIPTIC (88)

The fixtures with optic 88 have a double attachment fastening system. This means that the light fixtures can be suspended by chains while maintaining the direction of the light beam. The clear glass diffuser is tempered with a ridged pattern.



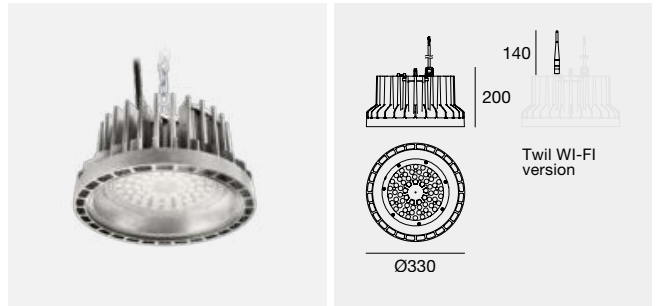
Raptor | topLED | 198-264 V AC | 121 W DC - 130 W AC



	Cct	lm S - lm D	Opt
AL 77401	W	20868 - 17613	30
	N	21958 - 18535	60
DALI	C	21958 - 18535	12
AL 77402			
Twil			
AL 77403			

Available from February 2023

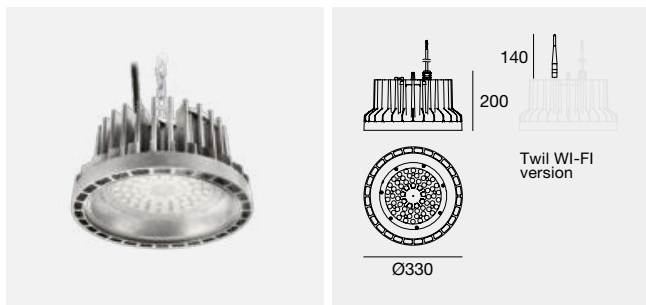
Raptor | topLED | 198-264 V AC | 139 W DC - 150 W AC



	Cct	lm S - lm D	Opt
AL 77084	W	23687 - 19734	30
	N	24923 - 20768	60
DALI	C	24923 - 20768	12
AL 77085			
Twil			
AL 77086			

Available from February 2023

Raptor | topLED | 198-264 V AC | 169 W DC - 180 W AC



	Cct	lm S - lm D	Opt
AL 77087	W	27731 - 22907	30
	N	29179 - 24109	60
DALI	C	29179 - 24109	12
AL 77088			
Twil			
AL 77089			

Available from February 2023

SMD TopLed


optic 30/60

SMD TopLed

optic 12



Colors	Cct	Optics	Industrial lighting
AL Aluminum	W 3000 C 5000	30 Flood 12 E.W.Flood 60 W.Flood	



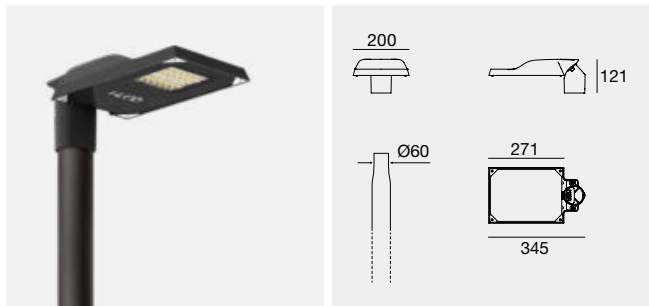
PARKER

260

SELF-ADJUSTING AND COMPACT URBAN LIGHT



We have expanded the Parker family with a new compact version, measuring just 270x200 mm. The configuration possibilities offer excellent adaptability to a variety of urban and suburban settings. Three optics complement Parker's potential: Street, Urban and Park with asymmetric light distribution designed to respond to different settings. The fixture can be adjusted in steps of 5° to achieve different angles. This flexibility makes it easy to position and adjust horizontally. It can also be placed on the wall using the special bracket. We offer two management and control solutions: On/Off and with Autocontrol System® technology. This is an integrated system designed to make the street light autonomous and to adjust itself based on the programming selected for daily lighting requirements. The fixture can be adjusted in steps of 5° to achieve different angles. This flexibility makes it easy to position and adjust horizontally. It can also be placed on the wall using the special bracket accessory.



12 LED - 20 W DC - 22 W AC

	Cct	lm S - lm D	Opt
AN 77379	A	2108 - 1545	72
	W	2988 - 2192	73
Autocontrol System	N	3852 - 2810	79
AN 77378			

24 LED - 33 W DC - 36 W AC

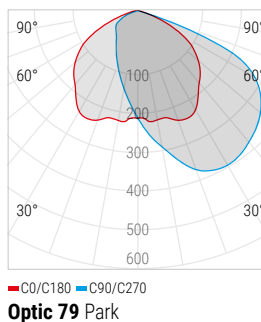
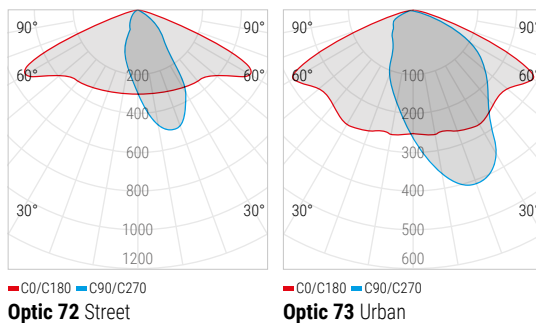
AN 77381	A	3309 - 2561	72
	W	4883 - 3631	73
Autocontrol System	N	6283 - 4656	79
AN 77380			

12 LED - 37 W DC - 40 W AC

AN 77382	A	3258 - 2287	72
	W	4746 - 3244	73
	N	6107 - 4158	79


Available from February 2023

Photometric curves of Parker 40W (77382)




Accessories

AL 83404 Wall fixing bracket




suitable for: Parker

PVC 98729 Quick connector ON-OFF IP68 socket/plug (2 poles).



suitable for: Parker

PVC 99229 Extension cables in neoprene (per meter) 2x1mm². Example: 99229 x 3 pz = 3m



suitable for: Parker



Complete Parker with dedicated poles and accessories

Discover the Industrial & Urban Lighting catalogue



Head adjustment



90° positioning



15° positioning

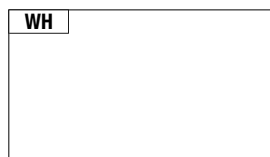


180° positioning


how to read symbols & suffixes

	Indoor installation		Class III - IEC protection class	_A	Aluminium
	Outdoor installation		T3 Over Voltage Protection	_A (Orma)	Round
	Wall mounting		Smartwave™	_AB	Alluminium Blade
	Ground mounting	C.C.	Constant Current	_AJ	Alluminium Adjustable
	Ceiling mounting	C.V.	Constant Voltage	_AL	Alluminium Opaline
	Wall or ground mounting		Dimming with integrated potentiometer	_AM	Alluminium Adjustable
	Ceiling or wall mounting		Push DIM	_C	Ceiling
	Ceiling, wall or ground mounting		Phase-cut	_CD	Ceiling Direct
	Ceiling or ground mounting		1-10 V	_Cell_C	Cell Ceiling
	Protection index (IEC 60529) against foreign bodies and water		DALI Digital Addressable Lighting Interface	_Cell_P	Cell Pendant
	Product designed to withstand temporary immersions		DALI2 Digital Addressable Lighting Interface	_CI	Ceiling Internal
	Optical compartment protection index		DALI PUSH Digital Addressable Lighting Interface	_D	Double
	Protection index (IEC 62262) against external mechanical impacts	DMX 512	DMX 512	_EX	Extactable
	Walkable device		RDM, DMX 512	_F	Frameless
	Carriageable device		Infrared	_FJ	Frameless Adjustable
	Stainless steel		Radio frequency remote control	_FL	Frameless Opaline
	Article protected by resin		P.I.R. Sensor	_FO	Frameless Concentrica
	Circular installation hole		Power Supply With Safety Transformer	_I	Inox
	Square installation hole		Independent Power Supply	_IB	Inox Blade
	Directional light beam		Thermally Protected Power Supply	_IJ	Inox Adjustable
	Tilting light beam		Reinforced insulation	_IL	Inox Opaline
	Emergency version available		BUG Rating 0	_IM	Inox Moon
	Power supply cable included		Unified Glare Rating	_M	Modular
	Device suitable to be mounted on furniture		Motion sensor	_P	Pendant
	Device suitable to be mounted on normally flammable surfaces (EN 60598)		Integrated antenna	_PD	Pendant direct
	Device with built-in thermal protection		External Antenna	_PI	Pendant Internal
	Driver included		The power supply does not switch into the installation hole	_PU	Pendant Up
	Driver not included		PointToPoint DALI Dimmering on single item	_Q	Square
	Class I - IEC protection class	All articles belong to energy class A++.	All articles belong to energy class A++. The connection diagrams for electronics articles are included in the technical documentation.	_QD	Square Double
	Class II - IEC protection class			_QJ	Square Adjustable
				_QV	Square vertical
				_R	Round
				_R PRO	Round Professional
				_RD (LV44)	Round Dynamic White
				_RDX	Round Double + Screws
				_RF	Round Frameless
				_RFJ	Round Frameless Adjustable
				_RJ	Round Adjustable
				_RP (Nautilus)	Round Projectors
				_RX	Round Big
				_RX (Suelo)	Round + Screws
				_RX PRO (Suelo)	Pound + Screws Professional
				_RXJ (Suelo)	Round + Screws + Adjustable
				_RY	Round Asymmetric
				_S	Surface
				_T	Track
				_W	Wall
				_WF	Wall Frameless
				_Ww	Wall Washer
				_X (Anton)	Big
				_X (Paseo)	PowerLED
				_Y	Asymmetric

finishes materials



White | RAL 9003 embossed




Grey | RAL 9006 embossed



Satin finish



Primer



Anodised aluminium




Aluminium




Steel



Brushed nickel



Chrome




Anodised Black



Gray Black | RAL 7021 embossed



Black | RAL 9005 embossed




Transparent PMMA



Opaline PMMA



Gold



Copper




Brass




Bronze



Brown



Dark Brown



Sand



Cement



Anthracite



Burnished

The drawings, the measurements, the materials and the colours in this catalogue are understood to be indicative. In the interest of the clientele, the company reserves the right to modify the models at any time and without any obligation of advance notice.

The indication of the Italian flag in this catalogue is purely indicative. The products could be of origins other than those indicated.

"Linea Light Group" reserves the right, without any advance notice, to change the characteristics of their products, as well as the availability of the same at any time. No product, relative technical data, illustrations and information in the catalogue are binding for "Linea Light Group". "Linea Light Group" will not be held liable for any illustration, text and/or translation errors. More product characteristics are contained in the relative technical data sheets and instruction sheets. This catalogue is protected by copyright (law 22/04/1941 No. 633 and law 14/12/1942 No. 1485: this prohibits any reproduction, total or even partial).

All values indicated in the catalogue are measured values. There is a +/- 10% tolerance for the flow, CCT and power data.

codes index

CODE	Product	Page	CODE	Product	Page	CODE	Product	Page	CODE	Product	Page
62460	Accessories	70	76062	Rollip35	66	76226	Tour	56	76298	Cubit	141
62470	RollipPRO	70	76063	Rollip35	66	76227	Tour	56	76299	Cubit	141
62471	RollipPRO	70	76064	Rollip35	66	76228	Tour	56	76300	Cubit	141
62472	RollipPRO	70	76065	Rollip35	66	76229	Tour	56	76301	Cubit	141
63301	Accessories	67	76066	Rollip35	66	76230	Tour	56	76302	Cubit	141
63302	Accessories	67	76067	Rollip35	66	76231	Tour	56	76303	Cubit	141
64010	Accessories	57	76068	Rollip35	66	76232	Tour	56	76304	Cubit	141
64011	Accessories	57	76069	Rollip35	66	76233	Tour	56	76305	Cubit	141
64012	Accessories	57	76070	Rollip35	66	76234	Tour	56	76311	Cubit	141
64013	Accessories	57	76071	Rollip35	66	76235	Tour	56	76312	Cubit	141
64020	Accessories	57	76072	Rollip35	66	76236	Tour	56	76313	Cubit	141
64021	Accessories	57	76073	Rollip35	66	76237	Tour	56	76314	Cubit	141
64022	Accessories	57	76078	Stadium	169	76238	Tour	56	76315	Cubit	141
64023	Accessories	57	76079	Stadium	169	76239	Tour	56	76316	Cubit	141
64030	Accessories	57	76080	Orma	113	76240	Tour	56	76317	Cubit	141
64031	Accessories	57	76081	Orma	113	76241	Tour	56	76318	Cubit	141
64032	Accessories	57	76082	Orma	114	76242	Tour	57	76319	Cubit	141
64033	Accessories	57	76083	Orma	114	76243	Tour	57	76320	Cubit	141
64038	Accessories	57	76084	Baton	24	76244	Tour	57	76321	Cubit	147
64039	Accessories	57	76085	Baton	24	76245	Tour	57	76322	Cubit	147
64040	Accessories	57	76086	Baton	24	76246	Cubit	148	76323	Cubit	147
64041	Accessories	57	76087	Baton	24	76247	Cubit	148	76324	Cubit	147
64042	Accessories	57	76088	Baton	24	76248	Cubit	148	76325	Cubit	147
64043	Accessories	57	76089	Baton	24	76249	Cubit	148	76326	Cubit	147
64060	Accessories	57	76090	Envelope	208	76250	Cubit	148	76327	Cubit	147
64061	Accessories	57	76091	Envelope	208	76251	Cubit	148	76328	Cubit	147
64062	Accessories	57	76092	Envelope	208	76252	Cubit	148	76329	Cubit	147
64063	Accessories	57	76093	Envelope	208	76253	Cubit	148	76330	Cubit	147
64066	Accessories	57	76094	Envelope	211	76254	Cubit	148	76351	Cubit	147
64067	Accessories	57	76095	Envelope	211	76255	Cubit	148	76352	Cubit	147
64068	Accessories	57	76096	Envelope	211	76276	Cubit	148	76353	Cubit	147
64069	Accessories	57	76097	Envelope	211	76277	Cubit	148	76354	Cubit	147
64070	Accessories	57	76098	Envelope	211	76278	Cubit	148	76355	Cubit	147
64071	Accessories	57	76099	Envelope	211	76279	Cubit	148	76356	Cubit	147
64072	Accessories	57	76100	Envelope	211	76280	Cubit	148	76357	Cubit	147
64073	Accessories	57	76101	Envelope	211	76281	Cubit	148	76358	Cubit	147
64578	Accessories	57	76102	Baton	30	76282	Cubit	148	76359	Cubit	147
64634	Accessories	67	76103	Baton	30	76283	Cubit	148	76360	Cubit	147
64649	Accessories	67	76104	Envelope	208	76284	Cubit	148	76361	Cubit	147
64660	Accessories	67	76105	Envelope	208	76285	Cubit	148	76362	Cubit	147
64776	Accessories	67	76106	Envelope	208	76286	Cubit	148	76363	Cubit	147
65142	Accessories	57	76107	Envelope	208	76287	Cubit	148	76364	Cubit	147
65290	Accessories	67	76180	Orma	113	76288	Cubit	148	76365	Cubit	147
65291	Accessories	67	76181	Orma	114	76289	Cubit	148	76366	Cubit	147
65438	RollipPRO	70	76182	Shaker	183	76290	Cubit	148	76367	Cubit	147
65439	RollipPRO	70	76183	Shaker	183	76291	Cubit	148	76368	Cubit	147
65440	RollipPRO	70	76184	Shaker	183	76292	Cubit	148	76369	Cubit	147
65441	RollipPRO	70	76185	Shaker	183	76293	Cubit	148	76370	Cubit	147
76058	Rollip35	66	76199	Periskop	177	76294	Cubit	148	76559	Cubit	140
76059	Rollip35	66	76200	Periskop	177	76295	Cubit	148	76560	Cubit	140
76060	Rollip35	66	76201	Periskop	177	76296	Cubit	141	76561	Cubit	140
76061	Rollip35	66	76202	Periskop	177	76297	Cubit	141	76562	Cubit	140

CODE	Product	Page	CODE	Product	Page	CODE	Product	Page	CODE	Product	Page
76563	Cubit	140	76640	Cubit	140	76878	Buzzer	236	76948	Skin	159
76564	Cubit	140	76641	Cubit	140	76879	Buzzer	236	76949	Skin	159
76565	Cubit	140	76642	Cubit	140	76880	Buzzer	236	76950	Skin	159
76566	Cubit	140	76643	Cubit	140	76882	Buzzer	236	76951	Skin	159
76567	Cubit	140	76649	Cubit	140	76883	Buzzer	236	76952	Skin	159
76568	Cubit	140	76650	Cubit	140	76884	Buzzer	236	76953	Skin	159
76574	Cubit	140	76651	Cubit	140	76886	Buzzer	236	76954	Skin	159
76575	Cubit	140	76652	Cubit	140	76887	Buzzer	236	76955	Skin	159
76576	Cubit	140	76653	Cubit	140	76888	Buzzer	236	76956	Skin	159
76577	Cubit	140	76654	Cubit	140	76890	Buzzer	236	76957	Skin	159
76578	Cubit	140	76655	Cubit	140	76891	Buzzer	236	76958	Skin	161
76579	Cubit	140	76656	Cubit	140	76892	Buzzer	236	76959	Skin	161
76580	Cubit	140	76657	Cubit	140	76894	Buzzer	236	76960	Skin	161
76581	Cubit	140	76658	Cubit	140	76895	Buzzer	236	76961	Skin	161
76582	Cubit	140	76671	Tour	53	76896	Buzzer	236	76962	Skin	161
76583	Cubit	140	76672	Tour	53	76898	Buzzer	236	76963	Skin	161
76584	Cubit	146	76673	Tour	53	76899	Buzzer	236	76964	Skin	161
76585	Cubit	146	76674	Tour	53	76900	Buzzer	236	76965	Skin	161
76586	Cubit	146	76675	Tour	53	76914	Nail	241	76966	Skin	161
76587	Cubit	146	76676	Tour	53	76915	Nail	241	76967	Skin	161
76588	Cubit	146	76677	Tour	53	76916	Nail	241	76968	Skin	162
76589	Cubit	146	76678	Tour	53	76917	Nail	241	76969	Skin	162
76590	Cubit	146	76683	Step	200	76918	Skin	158	76970	Skin	162
76591	Cubit	146	76688	Step	200	76919	Skin	158	76971	Skin	162
76592	Cubit	146	76698	Astropek	222	76920	Skin	158	76972	Skin	162
76593	Cubit	146	76699	Astropek	222	76921	Skin	158	76973	Skin	162
76614	Cubit	146	76700	Astropek	222	76922	Skin	158	76974	Skin	162
76615	Cubit	146	76725	Tour	53	76923	Skin	158	76975	Skin	162
76616	Cubit	146	76726	Tour	53	76924	Skin	158	76976	Skin	162
76617	Cubit	146	76727	Tour	53	76925	Skin	158	76977	Skin	162
76618	Cubit	146	76728	Tour	53	76926	Skin	158	76978	Skin	161
76619	Cubit	146	76729	Tour	53	76927	Skin	158	76979	Skin	161
76620	Cubit	146	76730	Tour	53	76928	Skin	159	76980	Skin	161
76621	Cubit	146	76731	Tour	53	76929	Skin	159	76981	Skin	161
76622	Cubit	146	76732	Tour	53	76930	Skin	159	76982	Skin	161
76623	Cubit	146	76739	Navata	81	76931	Skin	159	76983	Skin	161
76624	Cubit	146	76740	Navata	81	76932	Skin	159	76984	Skin	161
76625	Cubit	146	76741	Navata	81	76933	Skin	159	76985	Skin	161
76626	Cubit	146	76742	Navata	81	76934	Skin	159	76986	Skin	161
76627	Cubit	146	76743	Navata	81	76935	Skin	159	76987	Skin	161
76628	Cubit	146	76744	Navata	81	76936	Skin	159	76988	Skin	162
76629	Cubit	146	76745	Quara	190	76937	Skin	159	76989	Skin	162
76630	Cubit	146	76746	Quara	190	76938	Skin	158	76990	Skin	162
76631	Cubit	146	76747	Quara	190	76939	Skin	158	76991	Skin	162
76632	Cubit	146	76748	Quara	190	76940	Skin	158	76992	Skin	162
76633	Cubit	146	76870	Nail	241	76941	Skin	158	76993	Skin	162
76634	Cubit	140	76871	Nail	241	76942	Skin	158	76994	Skin	162
76635	Cubit	140	76872	Nail	241	76943	Skin	158	76995	Skin	162
76636	Cubit	140	76873	Nail	241	76944	Skin	158	76996	Skin	162
76637	Cubit	140	76874	Buzzer	236	76945	Skin	158	76997	Skin	162
76638	Cubit	140	76875	Buzzer	236	76946	Skin	158	76998	Skin	163
76639	Cubit	140	76876	Buzzer	236	76947	Skin	158	76999	Skin	163

codes index

CODE	Product	Page	CODE	Product	Page	CODE	Product	Page	CODE	Product	Page
77000	Skin	163	77283	Orma	127	77387	Optiwall	214	77467	RollipPRO	71
77001	Skin	163	77284	Orma	128	77388	Optiwall	214	77468	RollipPRO	71
77002	Skin	163	77285	Orma	123	77389	Optiwall	214	77469	Accessories	98
77003	Skin	163	77286	Orma	128	77390	Optiwall	214	77470	Cubit	147
77004	Skin	163	77287	Orma	123	77391	Quara	190	77471	Cubit	147
77005	Skin	163	77288	Orma	131	77392	Quara	190	77472	Cubit	147
77006	Skin	163	77289	Orma	127	77393	Quara	190	77473	Cubit	147
77007	Skin	163	77290	Orma	128	77394	Quara	190	77474	Cubit	147
77018	Skin	163	77291	Orma	123	77395	Quara	190	77475	Cubit	147
77019	Skin	163	77292	Orma	128	77396	Quara	190	77476	Cubit	147
77020	Skin	163	77293	Orma	123	77397	Quara	190	77477	Cubit	147
77021	Skin	163	77294	Orma	129	77398	Quara	190	77478	Cubit	147
77022	Skin	163	77295	Orma	124	77401	Raptor	259	77479	Cubit	147
77023	Skin	163	77296	Orma	129	77402	Raptor	259	77490	Cubit	146
77024	Skin	163	77297	Orma	124	77403	Raptor	259	77491	Cubit	146
77025	Skin	163	77298	Orma	129	77407	D-Wave	98	77492	Cubit	146
77026	Skin	163	77299	Orma	124	77408	Accessories	98	77493	Cubit	146
77027	Skin	163	77300	Orma	129	77409	Accessories	98	77494	Cubit	146
77040	Envelope	204	77301	Orma	124	77410	Accessories	98	77495	Cubit	146
77041	Envelope	204	77302	Orma	131	77411	Accessories	98	77496	Cubit	146
77042	Envelope	204	77303	Orma	127	77412	Accessories	98	77497	Cubit	146
77043	Envelope	204	77304	Orma	128	77413	Cubit	145	77498	Cubit	146
77044	Envelope	204	77305	Orma	123	77414	Cubit	145	77499	Cubit	146
77045	Envelope	204	77306	Orma	128	77415	Cubit	145	82257	RollipPRO	70
77046	Envelope	204	77307	Orma	123	77416	Cubit	145	82383	Navata	80
77047	Envelope	204	77308	Orma	131	77417	Cubit	145	82384	Navata	80
77084	Raptor	259	77309	Orma	127	77418	Cubit	145	82385	Navata	80
77085	Raptor	259	77310	Orma	128	77419	Cubit	145	82386	Navata	80
77086	Raptor	259	77311	Orma	123	77420	Cubit	145	82389	Navata	80
77087	Raptor	259	77312	Orma	128	77421	Cubit	145	82390	Navata	80
77088	Raptor	259	77313	Orma	123	77422	Cubit	145	82391	Navata	80
77089	Raptor	259	77314	Orma	129	77423	Cubit	145	82392	Navata	80
77090	Raptor	258	77315	Orma	124	77424	Cubit	145	82395	Navata	80
77091	Raptor	258	77316	Orma	129	77425	Cubit	145	82396	Navata	80
77092	Raptor	258	77317	Orma	124	77426	Cubit	145	82397	Navata	80
77093	Raptor	258	77318	Orma	129	77427	Cubit	145	82398	Navata	80
77094	Raptor	258	77319	Orma	124	77438	Cubit	148	82629	Navata	81
77095	Raptor	258	77320	Orma	129	77439	Cubit	148	82630	Navata	81
77096	Raptor	258	77321	Orma	124	77440	Cubit	148	82631	Navata	81
77097	Raptor	258	77370	Optiwall	214	77441	Cubit	148	82632	Navata	81
77098	Raptor	258	77371	Optiwall	214	77442	Cubit	148	82642	MK68	249
77186	Stadium	169	77372	Optiwall	214	77443	Cubit	148	82644	MK68	249
77187	Buzzer	236	77373	Optiwall	214	77444	Cubit	148	82646	MK68	249
77188	Buzzer	236	77378	Micro Parker	262	77445	Cubit	148	82648	MK68	249
77189	Buzzer	236	77379	Micro Parker	262	77446	Cubit	148	82650	MK68	249
77276	Orma	126	77380	Micro Parker	262	77447	Cubit	148	82652	MK68	249
77277	Orma	126	77381	Micro Parker	262	77451	Footpad	227	82654	MK68	249
77278	Orma	126	77382	Micro Parker	262	77452	Footpad	227	82656	MK68	249
77279	Orma	122	77383	Optiwall	214	77453	Footpad	227	82745	Step66	197
77280	Orma	122	77384	Optiwall	214	77454	Footpad	227	82746	Step66	197
77281	Orma	122	77385	Optiwall	214	77465	RollipPRO	71	82747	Step66	197
77282	Orma	131	77386	Optiwall	214	77466	RollipPRO	71	82748	Step66	197

CODE	Product	Page	CODE	Product	Page	CODE	Product	Page	CODE	Product	Page
82902	Navata	80	83573	Clivo	185	84915	Accessories	190			123
82903	Navata	80	83574	Clivo	185			103	C-C100002	Accessories	124
82905	Navata	80	83575	Clivo	185	84918	Accessories	219			127
82906	Navata	80	83576	Clivo	185			171			123
82908	Navata	80	83577	Clivo	185	89371	Accessories	183	C-C100003	Accessories	124
82909	Navata	80	83579	Quara	194	89373	Accessories	114			127
82912	Navata	81	83580	Quara	194			204	C-E400001	Electronics	98
82913	Navata	81	83581	Quara	194	98111	Accessories	208	C00007	Buzzer	238
83020	Accessories	249	83582	Quara65	194			211	C00008	Buzzer	238
83022	Accessories	249	83583	Quara	194	98112	Accessories	185	C00009	Buzzer	238
83023	Accessories	249	83584	Quara	194	98513	Accessories	185	C00010	Buzzer	238
83051	Electronics	77	83585	Quara	194	98549	Accessories	177	C00011	Buzzer	239
83052	Electronics	77	83586	Quara65	194	98588	Electronics	79	C00012	Buzzer	239
83054	Electronics	77	83588	Suelo	106	98589	Electronics	79	C00013	Buzzer	239
83055	Electronics	77	83705	Beret	103			171	C00014	Buzzer	239
83158	Accessories	241	83706	Beret	103	98624	Accessories	179	C00015	Buzzer	239
83235	Accessories	123	83707	Beret	103	98669	Accessories	179	C00016	Buzzer	239
83235	Accessories	124	83708	Beret	103	98729	Accessories	262	C00017	Buzzer	238
83240	Accessories	67	83709	Beret	103	98950	Accessories	190	C00018	Buzzer	238
83241	Accessories	67	83710	Beret	103	98966	Accessories	177	C00019	Buzzer	239
83242	Accessories	79	84233	Periskop	171	98969	Accessories	177	C00020	Buzzer	239
83245	Accessories	171	84234	Periskop	171	98991	Accessories	249	C00021	Buzzer	239
83246	Accessories	179	84235	Periskop	171	99229	Accessories	262	C00022	Buzzer	239
83247	Accessories	169	84236	Periskop	171	99651	Accessories	114	C00023	Buzzer	239
83248	Accessories	169	84237	Periskop	171	99652	Accessories	114	C00024	Buzzer	239
83356	Accessories	70	84238	Periskop	171	99685	Accessories	106	W-F500001	Accessories	238
83357	Accessories	70	84239	Periskop	171	99749	Accessories	114	W-F900001	Accessories	239
83404	Accessories	262	84240	Periskop	171	99750	Accessories	114	W-F900002	Accessories	239
83407	Accessories	70	84241	Shaker	179	99802	Accessories	177			
83408	Accessories	70	84242	Shaker	179	99808	Accessories	82			
83409	Accessories	70	84243	Shaker	179	99809	Accessories	82			
		128	84244	Shaker	179	99810	Accessories	82			
83410	Accessories	129	84245	Shaker	179	99819	Accessories	183			
		131			190	99827	Accessories	82			
		128	84338	Accessories	194	99828	Accessories	82			
83411	Accessories	129	84575	Baton	30	99829	Accessories	82			
		131	84576	Baton	30	99843	Accessories	82			
83558	Alcor	218	84577	Baton	30	99844	Accessories	82			
83559	Alcor	218	84578	Baton	30	99853	Accessories	82			
83560	Alcor	218	84579	Baton	30	99931	Accessories	197			
83561	Alcor	218	84580	Baton	30	99936	Electronics	77			
83562	Alcor	219	84581	Baton	24	99938	Electronics	77			
83563	Alcor	219	84582	Baton	24	99941	Electronics	77			
83564	Alcor	219	84583	Baton	24	99943	Electronics	77			
83565	Beret	103	84584	Baton	24	99946	Electronics	77			
83566	Beret	103	84585	Baton	24	99948	Electronics	77			
83567	Beret	103	84586	Baton	24	99951	Electronics	77			
83568	Beret	103	84587	Baton	24	99953	Electronics	77			
83569	Beret	103	84588	Baton	24			122			
83570	Beret	103	84589	Baton	24	C-C100001	Accessories	126			
83571	Clivo	185	84890	Accessories	185						
83572	Clivo	185	84893	Accessories	249						

Addresses

Linea Light HQ Italy

via della Fornace, 59 z.i.
31023 Castelmolin di Resana (TV) - Italy
Phone: +39 0423 7868
Fax: +39 0423 786900
info@linealight.com

Linea Light Milano

via Morimondo, 26 int. 17G
20143 Milano - Italy
Phone: +39 02 36750915
Fax: +39 02 36750915
milano@linealight.com

Linea Light Roma

Via La Spezia, 34
00182 Roma - Italy
Phone: +39 06 68589134
info@linealightroma.com

Linea Light UK

Suite 109 - The Business Design Centre
52 Upper Street - Islington N10QH
London - UK
Phone: +44 0203 6371983
info@linealight-uk.com

Linea Light France

Z.A. Heiden Est, 12 rue des Pays-Bas
68310 Wittelsheim - France
Phone: +33 389 75 52 23
Fax: +33 389 75 59 07
info@linealight.fr

Linea Light Deutschland

Aktienstraße 214
45473 Mülheim Ruhr - Germany
Phone: +49 208 299979-0
Fax: +49 208 299979-10
service@linealight.de

Linea Light Spain

C/ Longares, 48
28022 Madrid - Spain
Phone: +34 912534773
gestion@linealight.com

Linea Light USA - Inter Lux

3741 Commerce Drive
Suites 306-308
Baltimore, MD 21227 - USA
Phone: +1 410 381 1497
Fax: +1 410 381 1589
answers@inter-lux.com

Linea Light Asia - Pacific

No. 7, Nanyi Huayuan Road, Industry Avenue,
528478 Xiaolan Town, Zhongshan City,
Guangdong Province - China
Phone: +86 760 87618355
info@linealight.com.cn


Linea Light Singapore

21 Kaki Bukit Place, 5th Fl.
Eunos Techpark Singapore
416199 Singapore
Phone: +65-6908 5758
info.sg@linealight.com

Linea Light GCC

Jumeirah Lake Towers
JBC2 - 35th Floor Cluster V - Dubai - UAE
P.O. Box 125902
Phone: +971 4 4218275
Fax: +971 4 4218274
info@linealight.ae





LIGHT UP NEW IDEAS!

linealight.com